



SLLCP23-1680-B16

► LS SERIES FULL FEATURE HEAVY-DUTY TYPE 4 SAFETY LIGHT CURTAINS



EZ-SCREEN LS Cascade, Pair
Resolution: 23 mm; Range: 12 m (40 ft)
Defined Area: 1680 mm (66.1 in.); Housing: Yellow
Connection: Removable Disconnect (RD); EZLSA-MBK-16
Part Number: 800127

CERTIFICATIONS



SPECIFICATIONS



Primary Housing Material	Aluminum
Safety Level	Type 4
Effective Aperture Angle	Type 4 Per IEC 61496-2
Connector Type	Removable Disconnect
Defined Area Height (mm)	1680

Dimensions WxD (mm)	36 x 45
Overall Length (mm)	1682
External Monitoring Device	1 Channel
Fixed Blanking	Yes
Housing Finish	Yellow Polyester
IP Rating	IP65; IP67
Operating Distance (m)	0.1 - 12
Operating Voltage	24 V dc +/- 15%
Operating Temperature	-20 to +55 deg. C; RH 95%
PL Rating	Pl e
Recovery Time	108 / 365
Reduced Resolution	No
Resolution (mm)	23
Response Time	25.2
SIL Rating	SIL3; CL3
Electrical Safety Class	III
Scan Code	Selectable
Shock	10g at 16ms (6000 cycles)
Short Protection	Yes
System Type	Emitter/Receiver Pair
Vibration	10-55 Hz at 0.35 mm
Auxiliary Output	No


Fault Output	Yes
Housing Material	Aluminum; Zinc; Acrylic
OSSD Rating	24 V dc at 0.5 A each
Supply Current	167 mA Typical
Trip/Latch Output	Trip
Test Input	No
Feature: Cascade	Yes
Feature: End-to-End Sensing	Yes
Feature: ESD Safe	No
Feature: Integral Muting	No

RECOMMENDED PRODUCTS




SGS AND LS MUTING ARM KITS

	SGSA-ML-L-LPQ20
Safety Grid System and LS Light Curtain, Accessory; Mute Arm Kit: L Configuration Left Side; Includes: One Sensor Arm with Two Q20PLPQ5 Sensors Installed; One Reflector Arm with Two Reflectors Installed, and Mounting Hardware	
	SGSA-ML-R-LPQ20
Safety Grid System and LS Light Curtain, Accessory; Mute Arm Kit: L Configuration Right Side; Includes: One Sensor Arm with Two Q20PLPQ5 Sensors Installed; One Reflector Arm with Two Reflectors Installed, and Mounting Hardware	

	SGSA-MT-LPQ20
--	----------------------

	SGSA-MX-LPQ20
	Safety Grid System and LS Light Curtain, Accessory; Mute Arm Kit: T Configuration; Includes: Two Sensor Arms with Two Q20PLPQ5 sensors installed on each arm; Two Reflector Arms with Two Reflectors Installed on Each Arm, and Mounting Hardware

ACCESSORIES

	EZA-RBK-1
	EZA-RBK-1 EZS ACCESSORY REMOTE PROGRAMING KEY BOX
	EZLSA-K30LGR
	K30 EZ-LIGHT for end-mounting to SLLCRxx Cascade EZ-SCREEN LS; Green (OSSDs ON), Red (OSSDs OFF), and Red Flashing (Receiver lockout, OSSDs OFF); End-mount to receiver via cascade RD connector and two Phillips screws
	EZLSA-K30LXR
	K30 EZ-LIGHT for end-mounting to SLLCRxx; Cascade EZ-SCREEN LS; Red (OSSDs OFF) ; and Red Flashing (Receiver lockout, OSSDs OFF); End-mount to Receiver via Cascade RD Connector; and two Phillips Screws



