


HOW TO INSTALL SYSTEM

Each component in the *Freeze Free* system includes complete and well-illustrated instructions. Follow these instructions closely when installing the system. Remember to use only EasyHeat *Freeze Free* components. *You may wish to consult your local electrical code.*

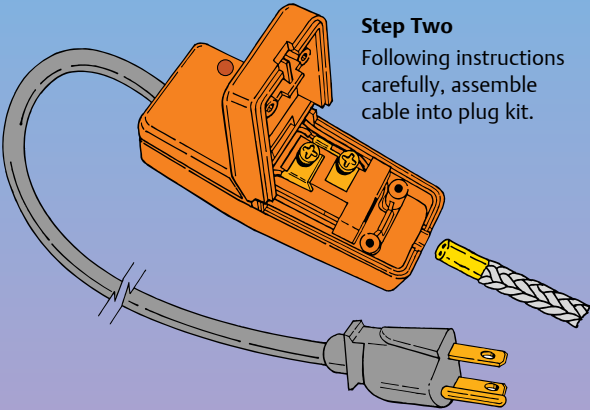
Step One

The first step is to prepare the cable for installation. EasyHeat's special *Freeze Free* end seal must be installed to protect the end of the cable.



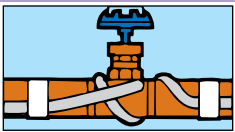
Step Two

Following instructions carefully, assemble cable into plug kit.




Step Three

Apply the cable to the pipe. If a spiral is required, the distance between the spirals will ensure that the pipe has the appropriate coverage. See Chart 1 or 2 inside.




Step Four

Secure the cable to the pipe using the *Freeze Free* HCA tape or a high quality electricians tape.



Step Five

Wrap the entire pipe and cable with insulation. Complete the installation with the weatherproof wrap and the caution signs.



EASYHEAT®

Warming Your World

USA

2 Connecticut South Drive
East Granby CT 06026
TEL 800/537-4732
FAX 800/541-7451

Canada

99 Union Street
Elmira ON N3B 3L7
TEL 800/794-3766
FAX 519/669-6419

EASYHEAT®
Warming Your World

FREEZE®

free

Self Regulating Pipe Heating System

For 120 VAC

PRODUCT SELECTION GUIDE

CABLE (maximum cable length: 75 feet per application)

2102	100 feet of Freeze Free cable
2302	300 feet of Freeze Free cable
2502	500 feet of Freeze Free cable

ACCESSORIES

10802	Connection Kit (plug & end seal), clamshell individual or 10-pack tray
10803	Connection Kit, polybagged 25 count
HCA	30 feet of application/caution tape
EH38	Thermostat for automatic operation

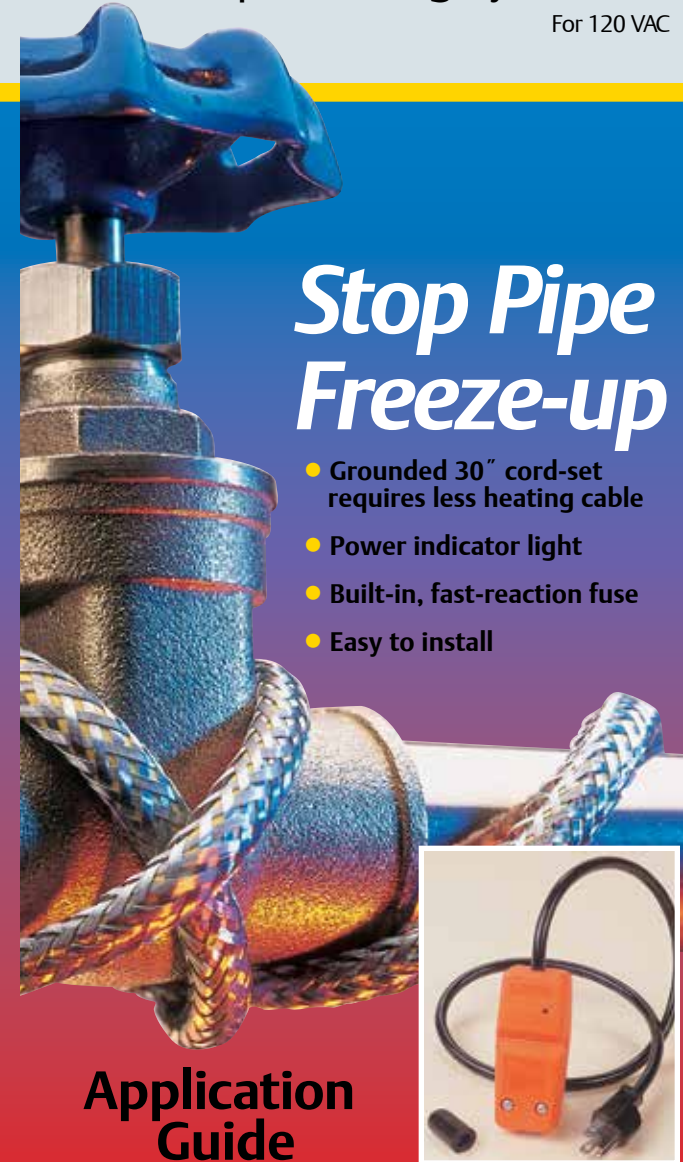
KITS

10805	Includes 5' of cable with plug and end seal
10815	Includes 15' of cable with plug and end seal

EasyHeat products are provided with a limited warranty: see owner's manual or contact EasyHeat for complete terms and conditions.

Stop Pipe Freeze-up

- Grounded 30" cord-set requires less heating cable
- Power indicator light
- Built-in, fast-reaction fuse
- Easy to install



Application Guide



952S Mobile Home
Pipe Heating Cable



11001-092 Rev. 7 ©2016 EasyHeat