

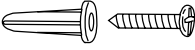
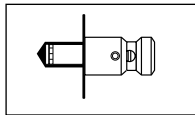


ANCHORS AND FASTENERS

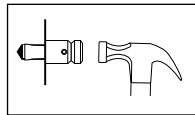
Anchor and Fastener Selection Guide

ANCHOR/FASTENER TYPE	USE IN	USE WITH	MADE OF	SIZE RANGE	GENERAL INFORMATION
 Caulking	Concrete, brick, stone, block	Machine screw or bolts	Zinc alloy and lead	1/4" - 20 to 3/8" - 16	Single unit caulking anchor, can be set shallow (flush) or deep in hole. Setting tool required (1 provided free in each box of anchors). For setting in hollow block or to set anchors all at the same depth, use Greenlee Screw anchor expander.
 Masonry Screw	Concrete, block, brick	No other fastener needed	Steel	1/4" x 1" to 1/4" x 2-1/2"	A safe, secure fastener that actually taps concrete and eliminates the need for concrete inserts with their alignment problems. Use with Greenlee masonry drill set tool.
 Plastic Conical	Concrete, block, tile, brick	Sheet metal, wood, lag screws	Corrosion-resistant plastic	#6-8 x 1" to #10-12 x 1"	Light-duty, multi-size anchor. Has collar for hollow materials.

Screw Anchor Expanders for Caulking Anchors



1. Drill hole of required size and put anchor screw on expander. Insert screw anchor into drilled hole.



2. Strike head of expander with hammer or mallet until anchor is held securely in wall. Unthread expander.

- Quickly and securely set expansive screw anchors in masonry, regardless of thickness
- Hardened alloy steel
- Patented

ANCHOR EXPANDERS

CAT. NO.	UPC NO.	EXPANSIVE BELT SIZE	USE WITH ANCHOR NO.	QTY. PER BOX	WEIGHT	
					LB.	KG
866	02667	#10 - 24	84299	1	.3	.1
868	02669	1/4" - 20	84299	1	.4	.2
870	02671	3/8" - 16	84305	1	.6	.3

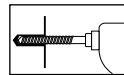
ANCHOR SCREWS

CAT. NO.	UPC NO.	DESCRIPTION
R 4451AV	05191	Anchor Screw for 866
R 4457AV	05197	Anchor Screw for 868
R 4717AV	05300	Anchor Screw for 870
R 1125GB	50423	Roll Pin 1/4" x 1-1/8"

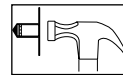
Caulking Anchors



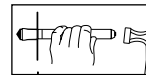
- Zinc alloy and lead caulking anchor can be set flush or subset. Greenlee setting tool required
- Rustproof, use interior or exterior
- For setting in hollow block. To set anchors all same depth, use Greenlee screw anchor expander



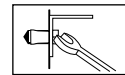
1. Drill hole in masonry.



2. Insert anchor, conical end first, until flush with surface.



3. Using setting tool, caulk lead outer sleeve with sharp blows. Position fixture.



4. Insert screw or bolt and tighten.

LEAD CAULKING ANCHORS AND SETTING TOOLS

CAT. NO.	UPC NO.	THREAD		REQ. HOLE		QTY. PER BOX	WEIGHT		WORKING LOAD PULLOUT	
		SIZE	DIAM.	MIN. DEPTH	LBS		KG	LBS.	KG	
84299	84299	1/4"-20	1/2"	7/8"	100	3.8	1.7	125	56.6	
84305	84305	3/8"-16	3/4"	1-1/4"	50	7.1	3.2	312.5	141.6	

*One Setting Tool included with each box of anchors.

Approvals: Conforms to the description in Federal Specification FFS-325, Group I, Type 1, Class 1.

NOTE: Working load is one fourth the ultimate/maximum capacity. For critical or unusual applications, site testing is recommended.