

CONTINUOUS HINGE WITH CLAMPS, TYPE 4



APPLICATION

A continuous hinge combined with stainless steel clamps on three sides provide environmental protection and security in indoor or outdoor applications.

SPECIFICATIONS

- 16 or 14 gauge steel (see table)
- Seams continuously welded and ground smooth
- Stainless steel clamps on three sides of door
- Continuous hinge
- Stainless steel hinge pin
- Oil-resistant gasket
- Weldnuts provided for mounting optional panels and terminal block kits in size 6.00 x 4.00 in. (152 x 102 mm) and larger
- Bonding provision on door
- External wall-mounting brackets

FINISH

ANSI 61 gray polyester powder paint inside and out

ACCESSORIES

See also Accessories.

Industrial Corrosion Inhibitors

Fast-Operating Clamp-Cover Junction Box Clamp

Lock Kit for Clamp Cover Junction Boxes

Panels for Junction Boxes

Junction Box and Wall-Mount Enclosure Swing Out Panel Kit

Terminal Block Kit Assembly for Junction Boxes Overview

MODIFICATION AND CUSTOMIZATION

Hoffman excels at modifying and customizing products to your specifications. Contact your local Hoffman sales office or distributor for complete information.

BULLETIN: A51NF

INDUSTRY STANDARDS

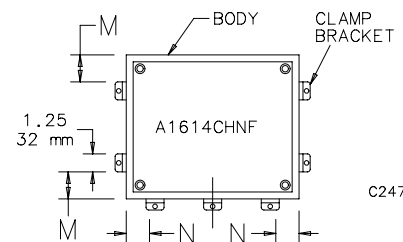
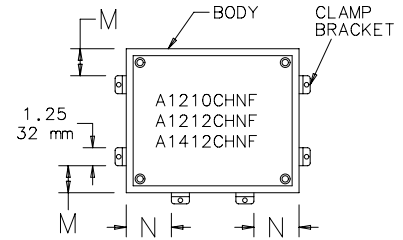
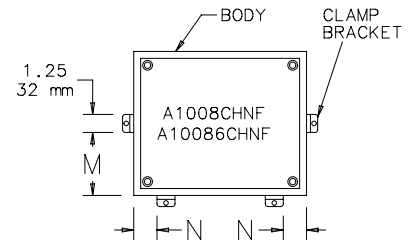
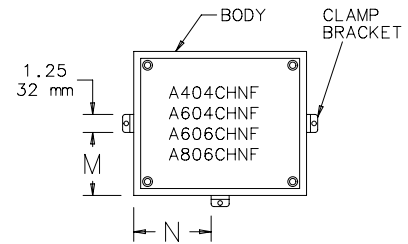
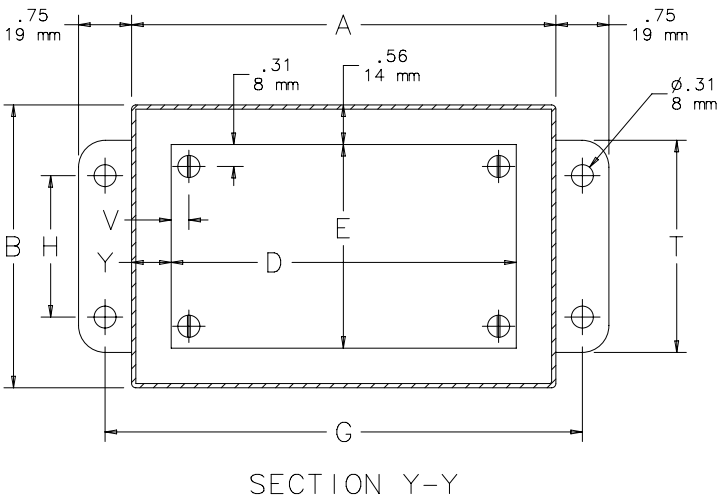
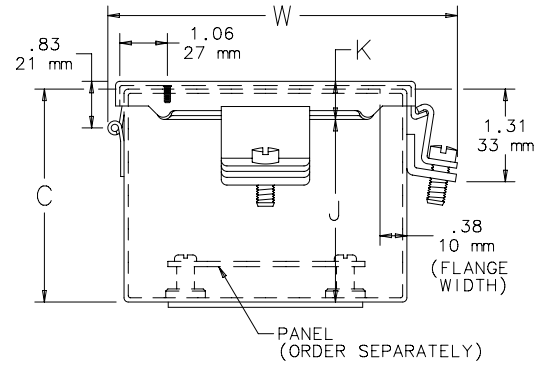
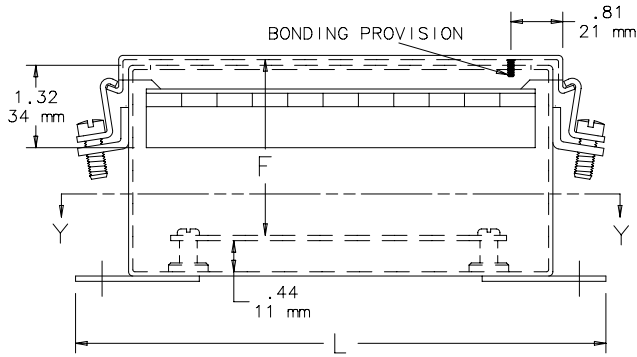
UL 50, 50E Listed; Type 4, 12, 13; File No. E27567
 cUL Listed per CSA C22.2 No. 94; Type 4, 12, 13; File No. E27567
 UL 508A Listed; Type 4, 12, 13; File No. E61997
 cUL Listed per CSA C22.2 No. 94; Type 4, 12, 13; File No. E61997

NEMA/EEMAC Type 4, 12, 13
 CSA, File No. 42184: Type 4 and 12
 IEC 60529, IP66

Standard Product

Catalog Number	AxBxC in./mm	Gauge	UL Listed	Panel	Conductive Panel	Panel Size	Mounting	Overall	F	J	K	M	N	T	V	Y
						D x E in./mm	G x H in./mm	L x W in./mm								
A404CHNF	4.00 x 4.00 x 3.00 102 x 102 x 76	16	508A	No Panel	No Panel	No Panel	4.75 x 2.00	5.50 x 4.94	—	2.62	0.54	1.38	1.38	3.00	—	—
						No Panel	121 x 51	140 x 125	—	66	14	35	35	76	—	—
A604CHNF	6.00 x 4.00 x 3.00 152 x 102 x 76	16	508A	A6P4	A6P4G	4.88 x 2.88	6.75 x 2.00	7.50 x 4.94	2.53	2.62	0.54	1.38	2.38	3.00	0.31	0.56
						124 x 73	171 x 51	191 x 125	64	66	14	35	60	76	8	14
A806CHNF	8.00 x 6.00 x 3.50 203 x 152 x 89	14	50, 50E	A8P6	A8P6G	6.75 x 4.88	8.75 x 4.00	9.50 x 6.94	3.03	3.12	0.56	2.38	3.38	5.00	0.25	0.62
						171 x 124	222 x 102	241 x 176	77	79	14	60	86	127	6	16
A606CHNF	6.00 x 6.00 x 4.00 152 x 152 x 102	16	50, 50E	A6P6	A6P6G	4.88 x 4.88	6.75 x 4.00	7.50 x 6.94	3.53	3.62	0.54	2.38	2.38	5.00	0.31	0.56
						124 x 124	171 x 102	191 x 176	90	92	14	60	60	127	8	14
A1008CHNF	10.00 x 8.00 x 4.00 254 x 203 x 102	14	50, 50E	A10P8	A10P8G	8.75 x 6.88	10.75 x 6.00	11.50 x 8.94	3.53	3.62	0.56	3.38	1.50	7.00	0.25	0.62
						222 x 175	273 x 152	292 x 227	90	92	14	86	38	178	6	16
A1210CHNF	12.00 x 10.00 x 5.00 305 x 254 x 127	14	50, 50E	A12P10	A12P10G	10.75 x 8.88	12.75 x 8.00	13.50 x 10.94	4.53	4.62	0.56	2.00	3.00	9.00	0.25	0.62
						273 x 225	324 x 203	343 x 278	115	117	14	51	76	229	6	16
A10086CHNF	10.00 x 8.00 x 6.00 254 x 203 x 152	14	50, 50E	A10P8	A10P8G	8.75 x 6.88	10.75 x 6.00	11.50 x 8.94	5.53	5.62	0.56	3.38	1.50	7.00	0.25	0.62
						222 x 175	273 x 152	292 x 227	140	143	14	86	38	178	6	16
A1212CHNF	12.00 x 12.00 x 6.00 305 x 305 x 152	14	50, 50E	A12P12	A12P12G	10.75 x 10.88	12.75 x 10.00	13.50 x 12.94	5.53	5.62	0.56	2.50	2.50	11.00	0.25	0.62
						273 x 276	324 x 254	343 x 329	140	143	14	64	64	279	6	16
A1412CHNF	14.00 x 12.00 x 6.00 356 x 305 x 152	14	50, 50E	A14P12	A14P12G	12.75 x 10.88	14.75 x 10.00	15.50 x 12.94	5.53	5.62	0.56	2.00	3.00	11.00	0.25	0.62
						324 x 276	375 x 254	394 x 329	140	143	14	51	76	279	6	16
A1614CHNF	16.00 x 14.00 x 6.00 406 x 356 x 152	14	50, 50E	A16P14	A16P14G	14.75 x 12.88	16.75 x 12.00	17.50 x 14.94	5.53	5.62	0.56	3.50	1.50	13.00	0.25	0.62
						375 x 327	425 x 305	445 x 379	140	143	14	89	38	330	6	16

Purchase panels separately. Optional stainless steel, conductive, composite and aluminum panels are available for most sizes.



C2478-C