


ELECTRICAL INTERLOCKS



AEK___ Style



AEK___NDH Style

The interlocks will fit the following enclosures, but modifications are required. Consult the factory for more information.

1. Two-door Type 12 enclosures for flange-mounted disconnects
2. Heavy duty free-standing Type 12 enclosures for flange-mounted disconnects
3. Modular Type 12 enclosures for flange-mounted disconnects
4. Multi-door Type 12 enclosures

The interlocks will also fit most Hoffman custom enclosures with door latching mechanisms similar to the mechanisms used on the preceding enclosures. AC electrical interlocks will not fit CONCEPT™ enclosures or Bulletin A25 and A26 enclosures. Interlocks are not designed to be used in place of the standard door or cover latch.

Catalog numbers AEK115NDH, AEK230NDH and AEK460NDH are designed to be used on some Hoffman enclosures and boxes which have exterior latching only. When energized, these interlocks will prevent the enclosure door from being opened. They fit on the door or cover of the following enclosures and maintain UL Type 4, 4X and 12 when properly installed per Hoffman instructions:

1. One-door Type 4 and 4X enclosures
2. Two-door Type 4 and 4X enclosures
3. One-door Type 12 enclosures
4. Larger sizes of CH, CHS, CHNF, CHNFSS and CHAL junction boxes
5. Type 1 and large Type 1 enclosures

The interlocks also fit in most Hoffman custom enclosures and boxes which have doors or covers hinged similar to doors or covers on the preceding enclosures.

Installation

AEK115, AEK230 and AEK460 mount on the inside of the enclosure door using the same screws which hold the door handle in place. The strike plate attaches to the existing latch assembly.

SPECIFICATIONS

- Rugged steel construction and plated finish
- Solenoids are rated for continuous duty and will stand up under heavy industrial use
- Packaged complete with a solenoid assembly, strike plate or bracket and instructions for field installation
- Handles and latch mechanisms are not included.

BULLETIN: A80

INDUSTRY STANDARDS

UL 508A Component Recognized; File No. E61997

CSA Certified; File No. 42186

APPLICATION

Provide positive internal safety lockout on electrical enclosures while the equipment is energized. Use catalog numbers AEK115, AEK230 and AEK460 are used with standard Hoffman door latching mechanisms. When energized, these interlocks prevent the door handle from being turned to open the door. Fit either clockwise or counterclockwise handles in the following enclosures:

1. All two-door Type 4 and 12 enclosures
2. All Type 4X with 3-point latch enclosures
3. Free-standing Type 12 enclosures
4. All one-door Type 12 enclosures with latch kits installed

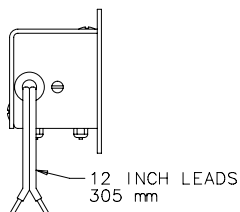
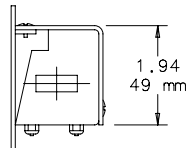
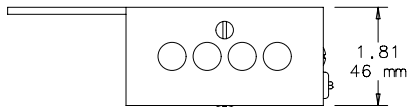
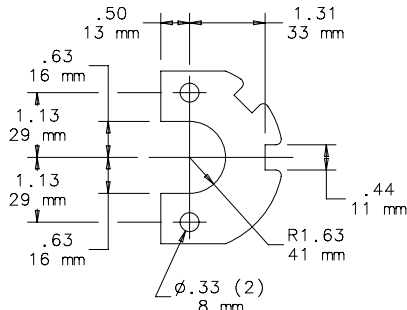
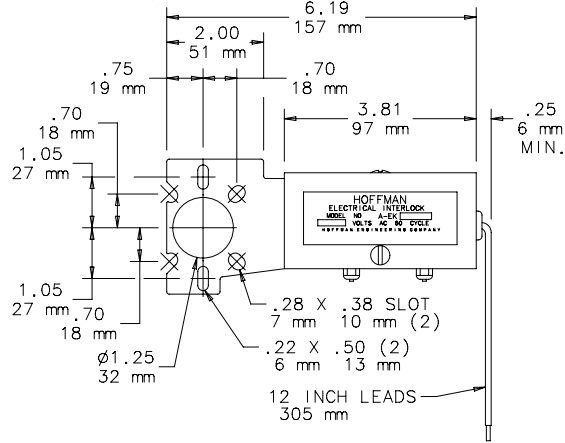
Standard Product A-EK___ Style

Catalog Number	Volts @ 50/60 Hz	Normal/Inrush Amps @ 60 Hz	Normal/Inrush Amps @ 50 Hz
AEK115	110/120	.100/.63	.120/.69
AEK230	220/240	.050/.32	.060/.35
AEK460	440/480	.025/.16	.030/.18

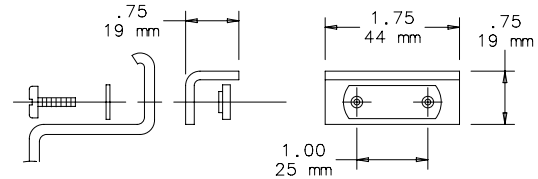
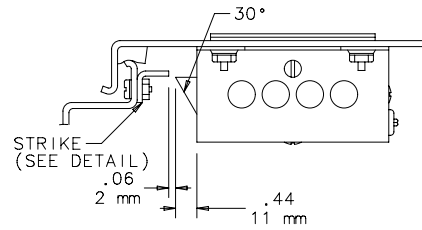
Standard Product AEK___NDH Style

Catalog Number	Volts @ 50/60Hz	Normal/Inrush Amps @ 60 Hz	Normal/Inrush Amps @ 50 Hz
AEK115NDH	110/120	.100/.63	.120/.69
AEK230NDH	220/240	.050/.32	.060/.35
AEK460NDH	440/480	.025/.16	.030/.18

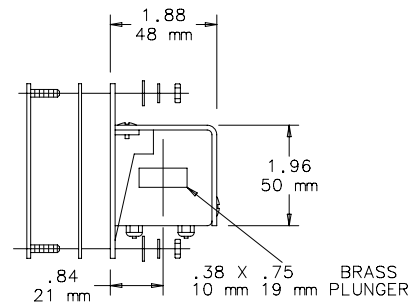
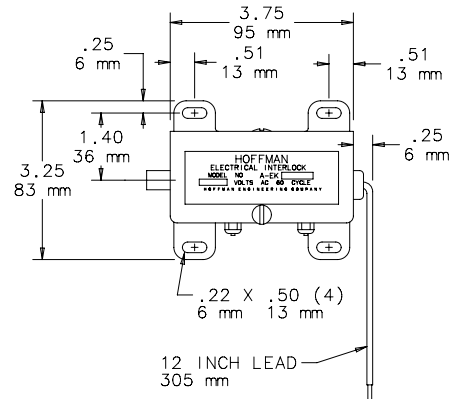
AEK___Style



AEK___NDH Style



STRIKE DETAIL



C2603-C