

Contactor relay, 73E, EN 50011, 7 NO + 3 NC, screw terminal, DC operation, 110 V DC



<b>Product designation</b>	Auxiliary contactor
<b>Product type designation</b>	3TH4
<b>Size of contactor</b>	0
Protection class IP on the front	IP20
<b>Reference code acc. to DIN 40719 extended according to IEC 204-2 acc. to IEC 750</b>	K
<b>Reference code acc. to DIN EN 81346-2</b>	K
<b>Reference code acc. to DIN EN 61346-2</b>	K
<b>Type of voltage of the control supply voltage</b>	DC
<b>Control supply voltage at DC</b>	
• rated value	110 V
<b>Number of NC contacts for auxiliary contacts</b>	3
• delayed switching	0
• lagging switching	0
• make-before-break switching	0
<b>Number of NO contacts for auxiliary contacts</b>	7
• delayed switching	0
• leading contact	0
• make-before-break switching	0

Number of CO contacts for auxiliary contacts	0
<b>Identification number and letter for switching elements</b>	73 E
<b>Operating current at AC-15</b>	
• at 230 V rated value	10 A
• at 400 V rated value	6 A
<b>Mounting type</b>	screw and snap-on mounting onto 35 mm standard mounting rail according to DIN EN 50022
<b>Height</b>	78 mm
<b>Width</b>	55 mm
<b>Depth</b>	135 mm
Type of electrical connection for auxiliary and control current circuit	screw-type terminals
B10 value with high demand rate acc. to SN 31920	1 000 000; With 0.3 x I <sub>e</sub>
<b>T1 value for proof test interval or service life acc. to IEC 61508</b>	20 y
<b>Protection against electrical shock</b>	finger-safe

#### Further information

##### Information- and Downloadcenter (Catalogs, Brochures,...)

<https://www.siemens.com/ic10>

##### Industry Mall (Online ordering system)

<https://mall.industry.siemens.com/mall/en/en/Catalog/product?mlfb=3TH4373-0BF4>

##### Cax online generator

<http://support.automation.siemens.com/WW/CAXorder/default.aspx?lang=en&mlfb=3TH4373-0BF4>

##### Service&Support (Manuals, Certificates, Characteristics, FAQs,...)

<https://support.industry.siemens.com/cs/ww/en/ps/3TH4373-0BF4>

##### Image database (product images, 2D dimension drawings, 3D models, device circuit diagrams, EPLAN macros, ...)

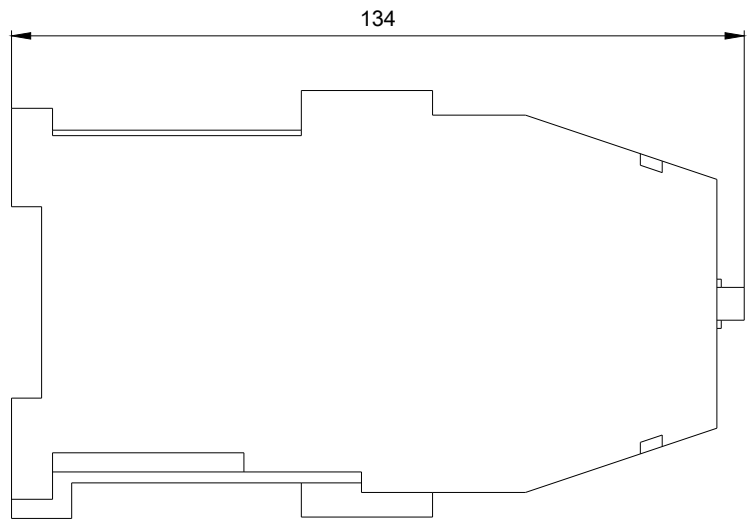
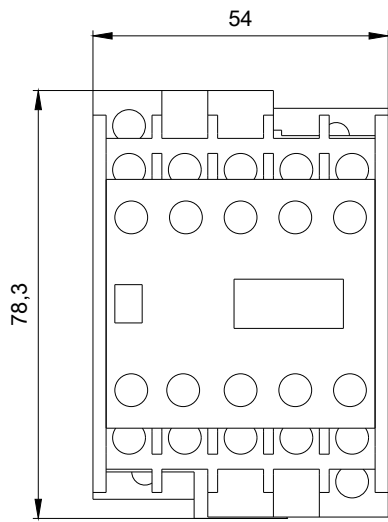
[http://www.automation.siemens.com/bilddb/cax\\_de.aspx?mlfb=3TH4373-0BF4&lang=en](http://www.automation.siemens.com/bilddb/cax_de.aspx?mlfb=3TH4373-0BF4&lang=en)

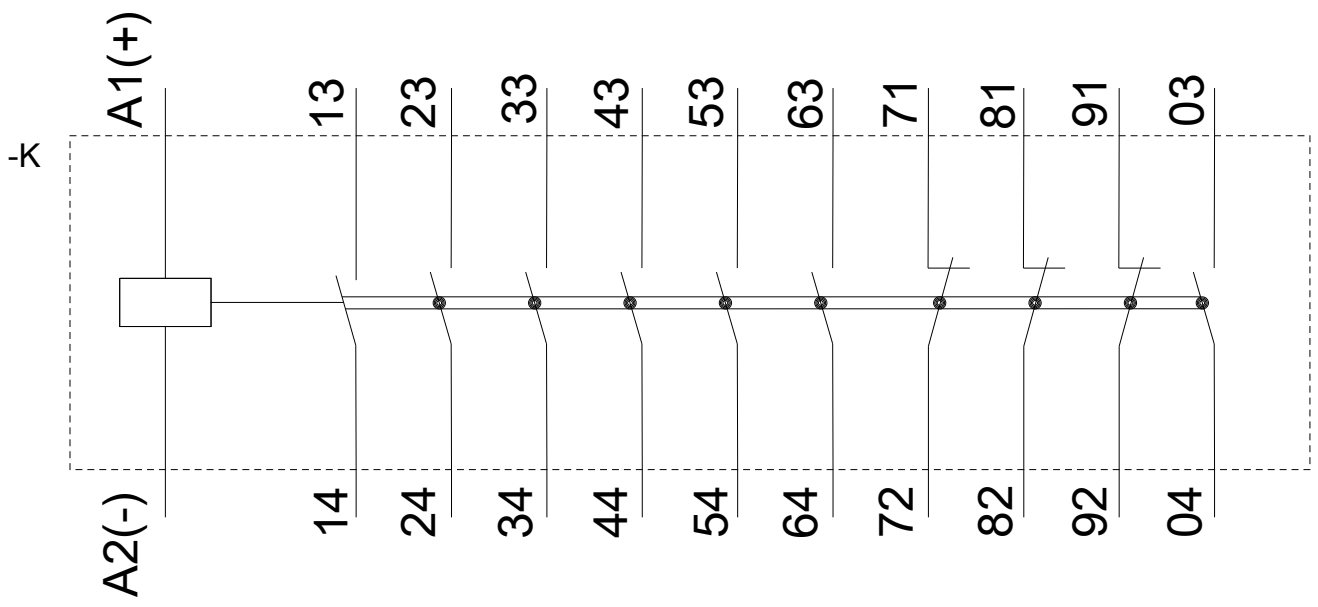
##### Characteristic: Tripping characteristics, I<sup>2</sup>t, Let-through current

<https://support.industry.siemens.com/cs/ww/en/ps/3TH4373-0BF4/char>

##### Further characteristics (e.g. electrical endurance, switching frequency)

<http://www.automation.siemens.com/bilddb/index.aspx?view=Search&mlfb=3TH4373-0BF4&objecttype=14&gridview=view1>





last modified:

03/09/2020