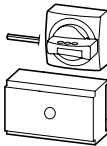
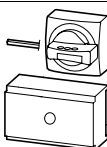
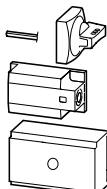
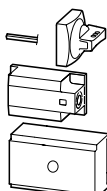


			For use with	Part no. Article no. when ordered separately	Price see price list	Std. pack
<b>Main switch assembly kit</b>						
<p>Equipment supplied:</p> <ul style="list-style-type: none"><li>• Rotary door-coupling handle</li><li>• NZM...-XV4 extension shaft</li><li>• External warning plate/designation label in German/English</li><li>• Black and yellow flash</li></ul> <p>For enhanced protection against direct contact on the incomer side, IP2X protection against contact with a finger can be ordered → 97</p> <p>Other external warning plates/designation labels can be clipped on.</p>						
<b>With black door coupling rotary handle</b>						
	Lockable in 0 position on handle. With door interlock	—	NZM1(-4) PN1(-4), N1(-4)	<b>NZM1-XHB</b> 266626		1 off
			NZM2(-4) PN2(-4), N2(-4)	<b>NZM2-XHB</b> 266627		
			NZM3(-4) PN3(-4), N3(-4)	<b>NZM3-XHB</b> 266628		
			NZM4(-4) N4(-4)	<b>NZM4-XHB</b> 271779		
<b>With red door coupling rotary handle for using switch as Emergency-Stop device according to IEC/EN 602041</b>						
	Lockable in 0 position on handle. Lockable door, locking facility on circuit-breaker in 0 position.	—	NZM1(-4) PN1(-4), N1(-4)	<b>NZM1-XHBR</b> 266632		
			NZM2(-4) PN2(-4), N2(-4)	<b>NZM2-XHBR</b> 266633		
			NZM3(-4) PN3(-4), N3(-4)	<b>NZM3-XHBR</b> 266634		
			NZM4(-4) N4(-4)	<b>NZM4-XHBR</b> 271842		
<b>Main switch assembly kit for side panel mounting</b>						
<p><b>Actuation of the switch on the control panel side wall</b></p> <p><b>Switch mounting on mounting plate</b></p> <p>Equipment supplied:</p> <ul style="list-style-type: none"><li>• Door coupling rotary handle</li><li>• NZM...-XV4 extension shaft</li><li>• External warning plate/designation label in German/English</li><li>• Black and yellow flash</li></ul> <p>For enhanced protection against direct contact on the incomer side, IP2X protection against contact with a finger can be ordered → 97</p> <p>Other external warning plates/designation labels can be clipped on.</p>						
<b>Standard, black/grey</b>						
	Can be locked in 0 position, with adequate modification also in I position.	For operation on the left	NZM1(-4) PN1(-4), N1(-4)	<b>NZM1-XS-L</b> 266641		1 off
			NZM2(-4) PN2(-4), N2(-4)	<b>NZM2-XS-L</b> 266642		
			NZM3(-4) PN3(-4), N3(-4)	<b>NZM3-XS-L</b> 266643		
			NZM4(-4) N4(-4)	<b>NZM4-XS-L</b> 289806		
		For operation on the right	NZM1(-4) PN1(-4), N1(-4)	<b>NZM1-XS-R</b> 266644		
			NZM2(-4) PN2(-4), N2(-4)	<b>NZM2-XS-R</b> 266645		
			NZM3(-4) PN3(-4), N3(-4)	<b>NZM3-XS-R</b> 266646		
			NZM4(-4) N4(-4)	<b>NZM4-XS-R</b> 289807		
<b>Red-yellow for Emergency-Stop</b>						
	Lockable in 0 position on handle.	For operation on the left	NZM1(-4) PN1(-4), N1(-4)	<b>NZM1-XSR-L</b> 266653		
			NZM2(-4) PN2(-4), N2(-4)	<b>NZM2-XSR-L</b> 266654		
			NZM3(-4) PN3(-4), N3(-4)	<b>NZM3-XSR-L</b> 266655		
			NZM4(-4) N4(-4)	<b>NZM4-XSR-L</b> 289808		
		For operation on the right	NZM1(-4) PN1(-4), N1(-4)	<b>NZM1-XSR-R</b> 266656		
			NZM2(-4) PN2(-4), N2(-4)	<b>NZM2-XSR-R</b> 266657		
			NZM3(-4) PN3(-4), N3(-4)	<b>NZM3-XSR-R</b> 266658		
			NZM4(-4) N4(-4)	<b>NZM4-XSR-R</b> 289809		