


Cable Ties



Panduit® offers the most complete selection of cable tie styles, sizes, materials and colors to meet our customers' needs. Panduit cable ties bundle, mount, and identify in countless indoor, outdoor, and harsh environment applications. Panduit cable ties, wiring accessories, and installation tools allow our customers to achieve the lowest total installed cost of managing wire and cable.





- Panduit continues to provide innovative new cable tie designs to meet our customers' application challenges
- Panduit cable ties and wiring accessories can be used in a variety of applications and environments, providing the optimal wire management solution
- Panduit offers a large selection of ergonomic cable tie installation tools – all with consistent, and reliable performance

Panduit leads the industry in the breadth and depth of available cable tie designs created from customer feedback on their application requirements. As with all Panduit products, quality in design and production along with customer service excellence are assured.

Cable Tie Styles Overview

Pan-Ty® Cable Ties

Pages B1.6 – B1.35



- Designed for use in numerous applications to meet a variety of needs in the OEM, MRO, and construction markets
- Largest selection of styles, materials, and sizes
- One-piece construction for consistent performance and reliability
- Lowest threading force of any one-piece cable tie in the industry

Super-Grip® Cable Ties

Pages B1.36 – B1.40



- Designed for the strength requirements of the MRO and construction markets
- Thin, wide strap body – flexible, conforms to bundles
- Strong – withstands rough installation practices
- Grips wires tightly and resists lateral movement

Dome-Top® Barb Ty Cable Ties

Pages B1.41 – B1.53



- Approved for the demanding MRO and construction requirements as typified in the oil and gas markets
- Stainless steel barb provides consistent performance and reliability
- Infinitely adjustable for tight bundles throughout entire bundle range
- Dome-top head features unique patented design with smooth, round edges


Parallel-Entry Cable Ties

Pages B1.54 – B1.62



- Designed for use in the OEM and transportation markets
- All parallel-entry ties provide a low profile head which avoids snags and reduces overall bundle size
- No protrusion of tie cut-off – protects workers' arms/hands
- Contour-Ty® Cable Ties have outside teeth and smooth, round edges to protect cable jacket – perfect for high vibration applications

Sta-Strap® Cable Ties



Pages B1.63 – B1.69

- Convenient and easy to use in OEM manual assembly operations
- Exclusive, two-piece design provides lowest threading force in the industry
- Use for normal bundling and through-panel applications
- Releasable prior to final tensioning and cut-off

Network Cable Ties

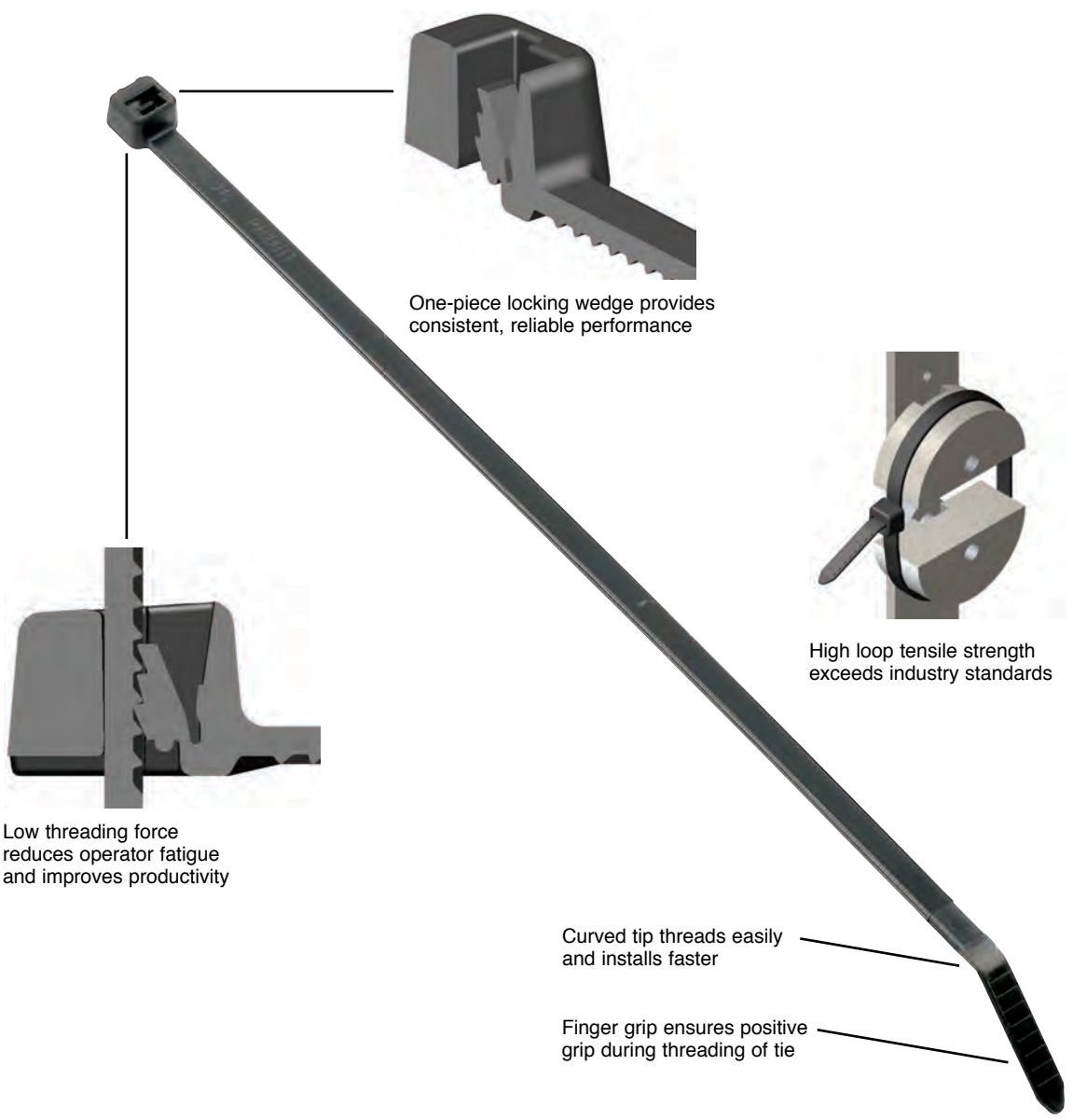


Pages B1.81 – B1.88

- Ideal for the telecommunications, financial, education, and government markets
- Adjustable, releasable, and re-usable
- No risk of over-tensioning or damaging high performance network cables
- Variety of styles, sizes, and colors

Features and Benefits – Pan-Ty® Cable Ties

One-piece design for consistent performance and reliability.
Available in lengths from 2.8 to 43.3 inches and a variety of styles, materials, and colors for specific applications.



One-piece locking wedge provides consistent, reliable performance

High loop tensile strength exceeds industry standards

Low threading force reduces operator fatigue and improves productivity

Curved tip threads easily and installs faster

Finger grip ensures positive grip during threading of tie



Cable tie tools speed installation and reduce total installed cost.
Visit www.panduit.com/tools.



Cable tie accessories are used to speed and simplify the mounting of wires, cables, and tubing.
See pages B2.1 – B2.26.

Selection Guide – Pan-Ty® Cable Ties



Material, Color (Suffix)	Style/Function	Part Number Prefix	Catalog Page
Nylon 6.6, Natural (No Suffix)	Locking Ties/Bundle	PLT	B1.8, 9
	Releasable Ties/Re-usable	PRT	B1.20
	Clamp Ties/Mount	PLC	B1.24
	Push Mount Ties/Mount	PLWP, PRWP, PLUP, PLP	B1.26, 28, 31
	Marker Ties/Identify	PLF, PLM	B1.32
Weather Resistant Nylon 6.6, Black (0)	Locking Ties/Bundle	PLT	B1.10, 11
	Releasable Ties/Re-usable	PRT	B1.21, 22
	Clamp Ties/Mount	PLC	B1.25
	Push Mount Ties/Mount	PLWP, PRWP, PLUP, PLP	B1.27 – B1.31
	Marker Ties/Identify	PLF, PLM	B1.32
Heat Stabilized Nylon 6.6, Black (30)	Locking Ties/Bundle	PLT	B1.12
	Releasable Ties/Re-usable	PRT	B1.21, 22
	Clamp Ties/Mount	PLC	B1.25
	Push Mount Ties/Mount	PLWP, PRLWP, PRWP, PLUP, PLP	B1.27 – B1.31
Heat Stabilized Weather Resistant Nylon 6.6, Black (300)	Locking Ties/Bundle	PLT	B1.13
Heat Stabilized Nylon 6.6, Natural (39)	Locking Ties/Bundle	PLT	B1.12
Flame Retardant Nylon 6.6, Black (60)	Locking Ties/Bundle	PLT	B1.14
Flame Retardant Nylon 6.6, Ivory (69)	Locking Ties/Bundle	PLT	B1.14
	Marker Ties/Identify	PLF, PLM	B1.32
Weather Resistant Nylon 12, Black (120)	Locking Ties/Bundle	PLT	B1.15
Polypropylene, Green (109)	Locking Ties/Bundle	PLT	B1.15
Weather Resistant Polypropylene, Black (100)	Locking Ties/Bundle	PLT	B1.16
	Releasable Ties/Re-usable	PRT	B1.23
HALAR▲, Maroon (702Y) TEFZEL■, Aqua Blue (76)	Locking Ties/Bundle	PLT	B1.16, 17
PEEK, Translucent Brown (71)	Locking Ties/Bundle	PLT	B1.18
Metal Detectable, Blue (86, 186)	Locking Ties/Bundle	PLT	B1.19

■ TEFZEL is a registered trademark of E.I. du Pont de Nemours and Company

▲ HALAR is a registered trademark of Solvay Solexis


Part Number System for Pan-Ty® Cable Ties

PLT	2	S	—	C	
Type	Size	Cross Section	Screw Hole Size	Package Size	Material/Color
PLT = Locking Tie	Approx. Maximum Bundle Dia. (In.)	SM = Subminiature	(Clamp Ties Only)	Q = 25	See Page B1.33
PRT = Releasable Tie		M = Miniature	-S4 = #4 (M2.5)	L = 50	
PLC = Locking Clamp		I = Intermediate	-S6 = #6 (M3)	C = 100	
PLF = Locking Flag		S = Standard	-S8 = #8 (M4)	TL = 250	
PLM = Locking Marker		LH = Light-Heavy	-S10 = #10 (M5)	D = 500	
PLP = Locking Push Mount		H = Heavy	-S25 = 1/4 (M6)	M = 1000	
PLWP = Locking Wing Push Mount		EH = Extra-Heavy		VMR = 2 reels/2500 ea.	
PRLWP = Releasable Ladder Wing Push Mount				XMR = 2 reels/5000 ea.	
PRWP = Releasable Wing Push Mount					
PLUP = Locking Umbrella Push Mount					



Contour-Ty® Cable Ties – Weather Resistant Nylon 6.6

- Greater resistance to damage caused by ultraviolet light – indoor or outdoor use
- Unique design prevents wire and cable damage
- Low profile head avoids snags and reduces overall bundle size
- Outside teeth and smooth round edges protect cable jacket – ideal for high vibration applications
- Parallel-entry limits exposure to sharp edges and protects workers' arms/hands
- Fully enclosed head for consistent strength
- Curved tip is easy to pick up from flat surfaces and allows faster initial threading to speed installation



Part Number	Length		Width		Thickness		Max. Bundle Dia.		Min. Loop Tensile Str.		Recommended Installation Tool	Std. Pkg. Qty.	Std. Ctn. Qty.
	In.	mm	In.	mm	In.	mm	In.	mm	Lbs.	N			
Miniature Cross Section													
CBR1M-M0	4.1	104	0.098	2.5	0.038	1.0	1.00	25	18	80	GTS-E, GS2B, PTS, PPTS, STS2	1000	50000
CBR1.5M-M0	5.6	142	0.098	2.5	0.042	1.1	1.50	38	18	80		1000	50000
CBR2M-M0	7.2	183	0.098	2.5	0.042	1.1	2.00	51	18	80		1000	25000
Intermediate Cross Section													
CBR1.5I-M0	5.9	150	0.140	3.6	0.040	1.0	1.50	38	40	178	GTS-E, GS2B, PTS, PPTS, STS2	1000	25000
CBR3I-M0	10.4	264	0.140	3.6	0.052	1.3	3.00	76	40	178		1000	10000
CBR4I-M0	13.6	345	0.140	3.6	0.052	1.3	4.00	102	40	178		1000	10000
Standard Cross Section													
CBR2S-M0	7.6	193	0.190	4.8	0.044	1.1	2.00	51	50	222	GTS-E, GS2B, GTH-E, GS4H, PTS, PTH, PPTS, STS2, STH2	1000	10000
CBR3S-M0	10.8	274	0.190	4.8	0.052	1.3	3.00	76	50	222		1000	5000
CBR4S-M0	14.0	356	0.190	4.8	0.052	1.3	4.00	102	50	222		1000	5000
Heavy-Standard Cross Section													
CBR2HS-D0	8.0	203	0.250	6.4	0.058	1.4	2.00	51	85	378	GTH-E, GS4H, GS4EH, PTH, STH2, ST3EH	500	5000
Light-Heavy Cross Section													
CBR4LH-TL0	14.6	371	0.300	7.6	0.070	1.8	4.00	102	120	534	GTH-E, GS4H, GS4EH, PTH, STH2, ST3EH	250	2500
CBR6LH-C0	20.9	531	0.300	7.6	0.070	1.8	6.00	152	120	534		100	2000

B1.
Cable
TiesB2.
Cable
AccessoriesB3.
Stainless
Steel Cable
Ties &
AccessoriesC1.
Wiring
DuctC2.
Abrasion
ProtectionC3.
Cable
ManagementD1.
TerminalsD2.
Power
ConnectorsD3.
Grounding
ConnectorsE1.
Labeling
SystemsE2.
LabelsE3.
Pre-Printed
&
Write-On
MarkersE4.
Permanent
IdentificationE5.
Industrial
Safety
SolutionsF.
Keystone
Cabling
SystemsG.
Part
Number
Index