
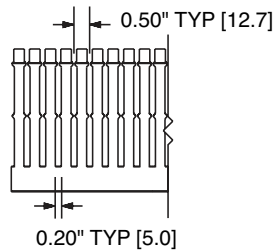
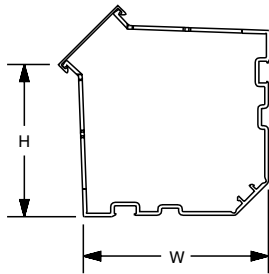


PanelMax™ Corner Wiring Duct

- Fits in the unused space in the vertical corner of enclosures, gaining sub-panel space or saving enclosure footprint area
- One-piece base requires less time to install than multi-piece solutions
- Optional quick mount clips engage anywhere along the product base further reducing assembly costs
- Panduit® divider wall snaps directly to the integrated mounting feature in the channel to create two separate channels
- Compatible with Panduit 2", 3", and 4" height wiring duct; all product sizes use standard 2 inch wiring duct cover
- Base and cover length is 6 feet
- Base and covers sold separately



To order cover with protective film add "-F" to part number. 6" cover not available with protective film.



Part Number	Duct Size W x H		Slot Width		Cover Part Number	Std. Pkg. Qty.	Base Ctn. Qty.	Cover Ctn. Qty.
	In.	mm	In.	mm				
CWD2LG6	3.35 x 2.57	85.0 x 65.3	0.2	5.0	C2LG6	6	24	120
CWD3LG6	4.40 x 3.57	111.8 x 90.7	0.2	5.0	C2LG6	6	24	120
CWD4LG6	5.33 x 4.58	135.3 x 115.7	0.2	5.0	C2LG6	6	24	120
CWD2WH6	3.35 x 2.57	85.0 x 65.3	0.2	5.0	C2WH6	6	24	120
CWD3WH6	4.40 x 3.57	111.8 x 90.7	0.2	5.0	C2WH6	6	24	120
CWD4WH6	5.33 x 4.58	135.3 x 115.7	0.2	5.0	C2WH6	6	24	120



Part Number	Part Description	Fastener Size	Std. Pkg. Qty.	Std. Ctn. Qty.
Quick Mount Clips				
CDLB3	L-bracket with quick mounting clip for installing CWD3 to back panel only.	#10-32 x 1/4 (user supplied)	16	—
CDLB4	L-bracket with quick mounting clip for installing CWD4 to back panel only.	#10-32 x 1/4 (user supplied)	16	—
CDCLP2	Quick mounting clip for installing CWD2 corner wiring duct.	#10-32 x 1/4 (user supplied)	16	—
CDCLP3	Quick mounting clip for installing CWD3 corner wiring duct.	#10-32 x 1/4 (user supplied)	16	—
CDCLP4	Quick mounting clip for installing CWD4 corner wiring duct.	#10-32 x 1/4 (user supplied)	16	—

4 brackets are needed for each 6' of corner wiring duct