

Affordability. Versatility. Now available in 80W.



5 wattages.
3 beam spreads.
3 mounting options.
1 floodlight family.



Please visit rabweb.com to see
which models are DLC Premium
or DLC listed.

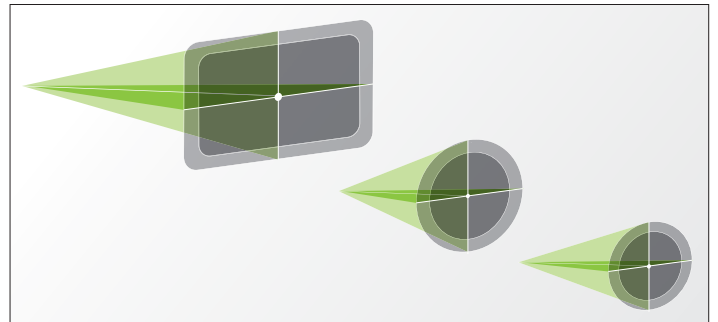
RAB[®]
LIGHTING
RABWEB.COM • 888-722-1000

FFLED®

- Replace 35W to 250W metal halide floods
- Available in 18W, 26W, 39W, 52W and 80W
- NEMA Type 7x6 beam spread (4x4 or 5x5 distributions also available*)
- Ultra efficient: up to 112 lumens per Watt
- Swivel arm, trunnion mount and slipfitter mount options*
- 100,000-Hour LED lifespan



Three mounting options: standard swivel arm, trunnion or slipfitter.*



Three NEMA Types: 7x6, 5x5 and 4x4 for various beam spreads.*



Patent-pending Air-Flow fins keep FFLEDs running cool.



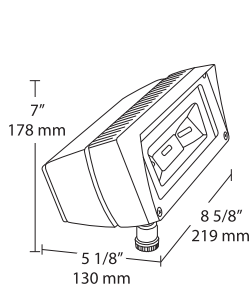
The FFLED family is ultra efficient, performing at up to 112 lm/W.

**Not available for 18W models.*

Dimensions and weight

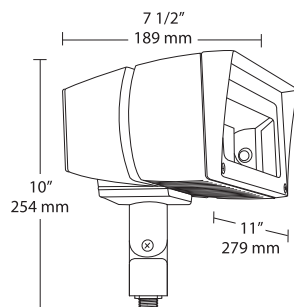
FFLED18

Weight: 4.8 lbs.



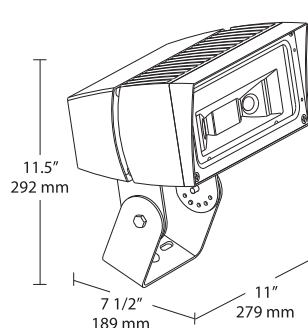
STANDARD SWIVEL ARM

Weight: 12.5 lbs.



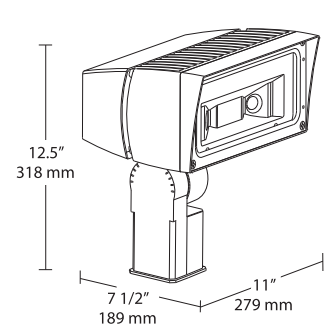
OPTIONAL TRUNNION MOUNT

Weight: 14.2 lbs.



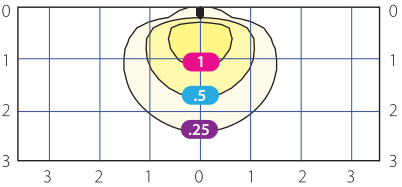
OPTIONAL SLIPFITTER MOUNT

Weight: 14.2 lbs.



Photometrics

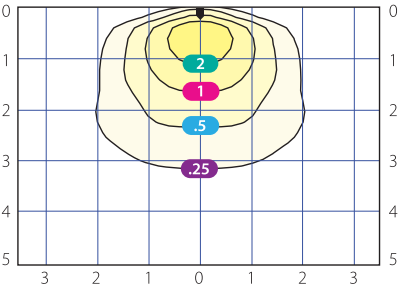
FFLED 18W - 7H x 6V
15' Mounting Height, Aimed 30° Below Horizon
Photometric Report #RAB01466



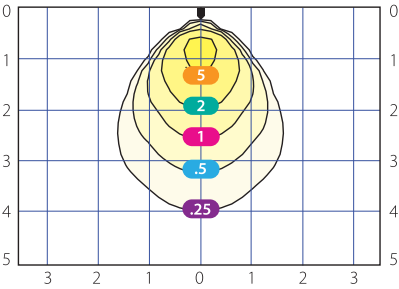
Mounting Height	8	10	12	15	18	20
Multiplier	3.5	2.3	1.6	1.0	0.7	0.6

Grid scales: Multiples of mounting height
Values shown in footcandles

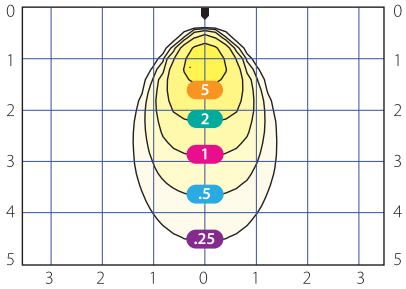
FFLED 26W - 7H x 6V
15' Mounting Height, Aimed 30° Below Horizon
Photometric Report #RAB01974



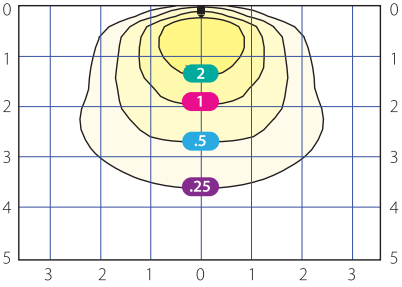
FFLED 26W - 5H x 5V
15' Mounting Height, Aimed 30° Below Horizon
Photometric Report #RAB02004MOD50



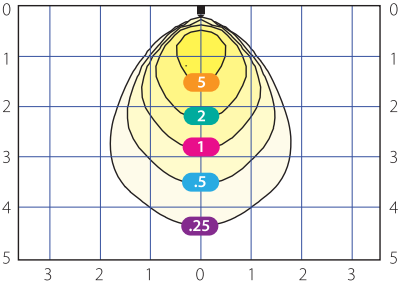
FFLED 26W - 4H x 4V
15' Mounting Height, Aimed 30° Below Horizon
Photometric Report #RAB02002MOD50



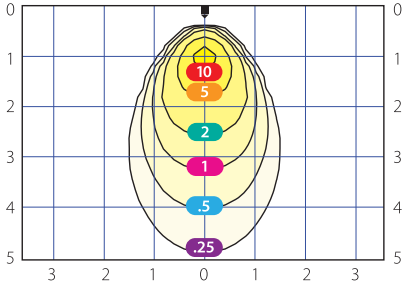
FFLED 39W - 7H x 6V
15' Mounting Height, Aimed 30° Below Horizon
Photometric Report #RAB02008MOD50



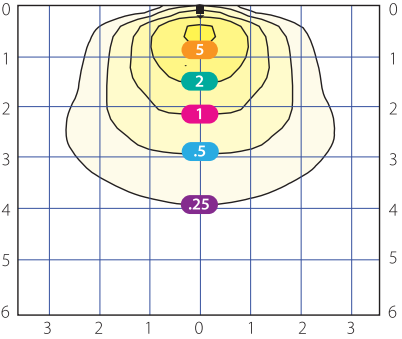
FFLED 39W - 5H x 5V
15' Mounting Height, Aimed 30° Below Horizon
Photometric Report #RAB02012MOD50



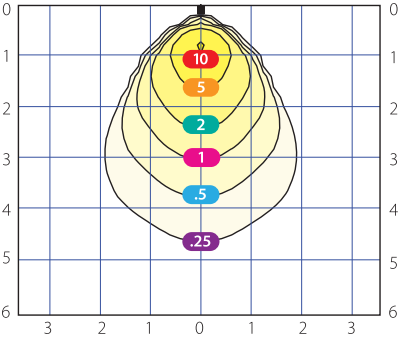
FFLED 39W - 4H x 4V
15' Mounting Height, Aimed 30° Below Horizon
Photometric Report #RAB02010MOD50



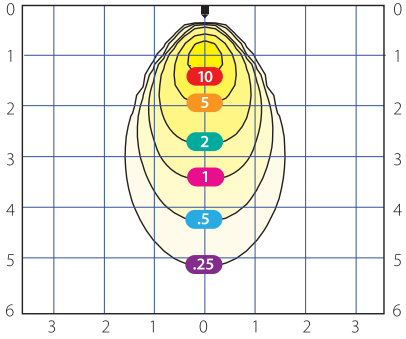
FFLED 52W - 7H x 6V
15' Mounting Height, Aimed 30° Below Horizon
Photometric Report #RAB01963



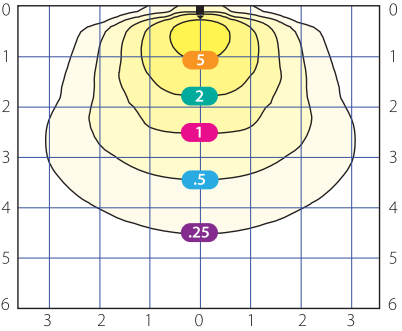
FFLED 52W - 5H x 5V
15' Mounting Height, Aimed 30° Below Horizon
Photometric Report #RAB01969MOD50



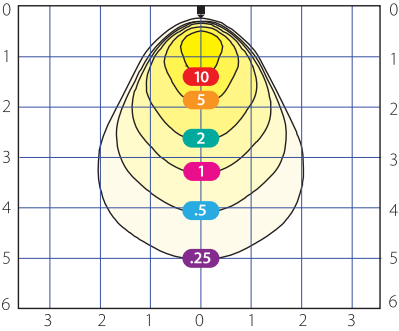
FFLED 52W - 4H x 4V
15' Mounting Height, Aimed 30° Below Horizon
Photometric Report #RAB01971MOD50



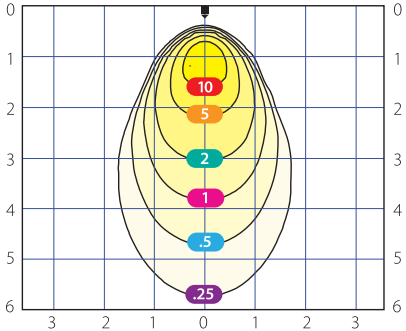
FFLED 80W - 7H x 6V
15' Mounting Height, Aimed 30° Below Horizon
Photometric Report #RAB01113



FFLED 80W - 5H x 5V
15' Mounting Height, Aimed 30° Below Horizon
Photometric Report #RAB01092



FFLED 80W - 4H x 4V
15' Mounting Height, Aimed 30° Below Horizon
Photometric Report #RAB01090



FFLED® Specifications

UL Listing: Suitable for wet locations. Suitable for ground mounting.

LED: Multi-chip, high-output, long-life LEDs

Lifespan: 100,000-hour LED lifespan based on IES LM-80 results and TM-21 calculations

Drivers:

18W: Constant Current, Class 2, 100-277V, 50/60 Hz, 6 kV surge protection, 120V: 0.20 A, 208V: 0.15 A, 240V: 0.13 A, 277V: 0.11 A

26W: Constant Current, Class 2, 100-277V, 50/60 Hz, 6 kV surge protection, 120V: 0.24 A, 208V: 0.15 A, 240V: 0.13 A, 277V: 0.11 A, 480V: 0.06 A

39W: Constant Current, Class 2, 100-277V, 50/60 Hz, 6 kV surge protection, 120V: 0.35 A, 208V: 0.20 A, 240V: 0.18 A, 277V: 0.15 A, 480V: 0.08 A

52W: Constant Current, Class 2, 100-277V, 50/60 Hz, 6 kV surge protection, 120V: 0.45 A, 208V: 0.27 A, 240V: 0.24 A, 277V: 0.21 A, 480V: 0.13 A

80W: Constant Current, Class 2, 100-277V, 50/60 Hz, 6 kV surge protection, 120V: 0.74 A, 208V: 0.48 A, 240V: 0.41 A, 277V: 0.36 A

Equivalencies: 18W replaces 70W MH, 26W replaces 100W MH, 39W replaces 150W MH, 52W replaces 175W MH, 80W replaces 250W MH (based on 5000K performance)

5000K Color Temperature

Nominal Watts @120V	18W	26W	39W	52W	80W
Input Watts*	23	29	42	55	89
Output Lumens*	2310	4131	5666	6935	9672
Lumens Per Watt*	100	142	136	125	109
Color Accuracy (CRI)*	72	71	70	71	72

4000K Color Temperature

Nominal Watts @120V	18W	26W	39W	52W	80W
Input Watts*	23	29	42	56	88
Output Lumens*	2119	4061	5651	6917	9157
Lumens Per Watt*	92	143	134	124	104
Color Accuracy (CRI)*	82	71	70	71	72

3000K Color Temperature

Nominal Watts @120V	18W	26W	39W	52W	80W
Input Watts*	23	29	42	56	87
Output Lumens*	2042	3864	5509	6743	8591
Lumens Per Watt*	88	135	131	121	98
Color Accuracy (CRI)*	82	71	70	70	71

Dimming: 18W: Available as On/Off only. **26, 39, 52 and 80W:** Available as On/Off or with 0-10V dimming.

Cold Weather Starting: The minimum starting temperature is -40°C.

Thermal Management: Superior heat sinking with external Air-Flow fins

Housing: Die-cast aluminum housing, lens frame and mounting arm

Reflector: 18W: Semi-specular anodized aluminum. **26, 39, 52 and 80W:** specular polycarbonate.

NEMA Type: Standard 7H x 6V. 5H x 5V and 4H x 4V available for 26, 39, 52 and 80W models.

Mounting: Heavy-duty mounting arm with "O" ring seal & stainless steel screws. Trunnion and slipfitter mounts also available for 26, 39, 52 and 80W models.

Gaskets: High-temperature silicone gaskets

Finish: Our environmentally friendly polyester powder coatings are formulated for high-durability and long-lasting color, and contain no VOC or toxic heavy metals.

Color Stability: LED color temperature warranted not to shift more than 200K in CCT in 5 years

Color Uniformity: RAB's range of CCT (Correlated Color Temperature) follows the guidelines of the American National Standard for Specifications for the Chromaticity of Solid State Lighting (SSL) Products, ANSI C78.377-2015.

Green Technology: Mercury and UV free, and RoHS compliant. Polyester powder coat finish formulated without the use of VOC or toxic heavy metals.

IESNA LM-79 & LM-80 Testing: RAB LED luminaires have been tested in accordance with IESNA LM-79 and LM-80, and have received the Department of Energy "Lighting Facts" label.

California Title 24: FFLED18 and FFLED26 equipped with a photocell comply with 2013 California Title 24 building and electrical codes as commercial outdoor non-pole-mounted fixtures <30 Watts. FFLED39, FFLED52 and FFLED80 equipped with a 0-10V driver comply with 2013 California Title 24 building and electrical codes as commercial outdoor non-pole-mounted fixtures >30 Watts mounted up to 24 feet when used with the RAB Stealth Dimmer. Use catalog code STLDIM10 to order a Stealth Dimmer module.

* Values shown for 7H x 6V NEMA Type only. Visit rabweb.com for 5H x 5V and 4H x 4V performance.

Ordering information

Product Family	Wattage	Mounting	Color Temp	NEMA Type	Finish	Photocell Options
FFLED	18					
	18 18W	Blank Swivel arm	Blank 5000K N 4000K Y 3000K	Blank 7H x 6V	Blank Bronze W White	/PC 120V Photocell /PC2 277V Photocell /PCS 120V Swivel Photocell /PCS2 277V Swivel Photocell

Product Family	Wattage	Mounting	Color Temp	NEMA Type	Finish	Driver Options	Photocell Options
FFLED							
	26 26W 39 39W 52 52W 80 80W	Blank Swivel arm SF Slipfitter T Trunnion	Blank 5000K N 4000K Y 3000K	Blank 7H x 6V B55 5H x 5V B44 4H x 4V	Blank Bronze W White	Blank On/Off /D10 0-10V Dimming /480 480V On/Off *	/PC 120V Photocell /PC2 277V Photocell /PCS 120V Swivel Photocell /PCS2 277V Swivel Photocell /PCS4 480V Swivel Photocell*

*Not available for 80W models