

SETRON, 3LD switch disconnecter, EMERGENCY-STOP switch, 3-pole, Iu:32 A, Operational power / at AC-23 A at 400 V: 11,5 kW, floor mounting with door coupling, knob-operated mechanism, red/yellow, 4-hole mounting of the handle



Model	
Product brand name	SETRON
Product designation	3LD Switch disconnecter
Design of the product	EMERGENCY-STOP switch
Display version / for switch position indicator manual operation	1 ON - 0 OFF
Design of the operating mechanism	selector switch
Design of handle	knob-operated mechanism, red/yellow
Type of the driving mechanism / motor drive	No
General technical data	
Number of poles	3
Type of device	fixed mounting
Type of switch	Floor mounting with door coupling
Size of switch disconnecter	2
Operating frequency / maximum	50 1/h
Voltage	
Insulation voltage / rated value	690 V
Surge voltage resistance / rated value	6 kV

Protection class	
Protection class IP	IP65
Protection class IP / on the front	IP65
Dissipation	
Power loss [W]	1.8 W
<ul style="list-style-type: none"> for rated value of the current / at AC / in hot operating state / per pole 	
Electricity	
Current / at AC / rated value	32 A
Continuous current / rated value	32 A
Short-time current resistance (I _{cw}) / at 690 V / limited to 1 s / rated value	640 A
Main circuit	
Operating frequency	
<ul style="list-style-type: none"> initial value 	50 Hz
<ul style="list-style-type: none"> Full-scale value 	60 Hz
Operating power	
<ul style="list-style-type: none"> at AC-23 A / at 400 V / rated value 	11.5 kW
<ul style="list-style-type: none"> at AC-23 A / at 690 V / rated value 	11.5 kW
<ul style="list-style-type: none"> at AC-3 / at 400 V / rated value 	9.5 kW
<ul style="list-style-type: none"> at AC-3 / at 690 V / rated value 	9.5 kW
Operating voltage	
<ul style="list-style-type: none"> at AC / at 50/60 Hz / rated value 	690 V
Auxiliary circuit	
Operating voltage / of auxiliary contacts / at AC / maximum	500 V
Continuous current / of the auxiliary contact / rated value	10 A
Insulation voltage / of the auxiliary switch / rated value	500 V
Suitability	
Suitability for use	
<ul style="list-style-type: none"> Main switch 	Yes
<ul style="list-style-type: none"> switch disconnecter 	Yes
<ul style="list-style-type: none"> EMERGENCY OFF switch 	Yes
<ul style="list-style-type: none"> safety switch 	Yes
<ul style="list-style-type: none"> maintenance/repair switch 	Yes
Product details	
Product feature / interlock	Yes
Product extension / optional	
<ul style="list-style-type: none"> motor drive 	No

• Voltage trigger	No
Short-time current resistance (I _{cw}) / limited to 1 s / rated value	640 kA

Connections

Type of electrical connection	Box terminal connection terminals
<ul style="list-style-type: none"> • for main current circuit • for auxiliary contacts 	

Requirements

Design of the fuse link	fuse gL/gG: 40 A
<ul style="list-style-type: none"> • for short-circuit protection of the main circuit / required 	
<ul style="list-style-type: none"> • for short-circuit protection of the auxiliary switch / required 	fuse gL/gG: 10 A

Mechanical Design

Height	79 mm	
Width	67 mm	
Depth	385 mm	
Mounting type	Built-in unit fixed-mounted version	
Mounting type	<ul style="list-style-type: none"> • front mounting with 4-hole attachment • front mounting with central attachment • rail mounting 	
		Yes
		No
	Yes	
Net weight	391 g	

Environmental conditions

Ambient temperature	
<ul style="list-style-type: none"> • during operation / minimum • during operation / maximum 	
	-25 °C
	55 °C

Certificates

Equipment marking	S
<ul style="list-style-type: none"> • acc. to DIN EN 61346-2 	
<ul style="list-style-type: none"> • acc. to DIN EN 81346-2 	SF

General Product Approval	Declaration of Conformity
--------------------------	---------------------------



CCC



CSA



UL



VDE

[Miscellaneous](#)



EG-Konf.

Test Certificates	Shipping Approval	other
-------------------	-------------------	-------

[Special Test Certificate](#)



LRS

[Environmental Confirmations](#)

Further information

Information- and Downloadcenter (Catalogs, Brochures,...)

<http://www.siemens.com/lowvoltage/catalogs>

Industry Mall (Online ordering system)

<https://mall.industry.siemens.com/mall/en/en/Catalog/product?mlfb=3LD2217-0TK13>

Service&Support (Manuals, Certificates, Characteristics, FAQs,...)

<https://support.industry.siemens.com/cs/ww/en/ps/3LD2217-0TK13>

Image database (product images, 2D dimension drawings, 3D models, device circuit diagrams, ...)

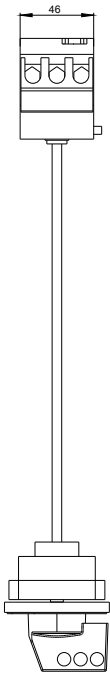
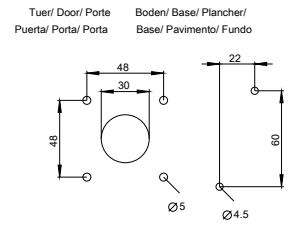
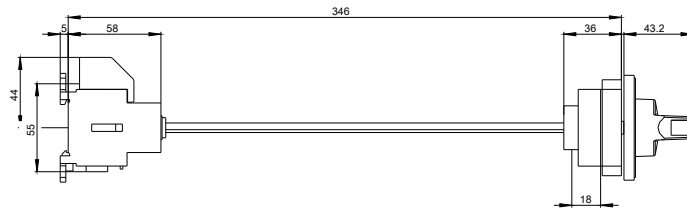
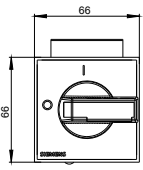
http://www.automation.siemens.com/bilddb/cax_en.aspx?mlfb=3LD2217-0TK13

CAX-Online-Generator

<http://www.siemens.com/cax>

Tender specifications

<http://www.siemens.com/specifications>



-Q1

