

# Power Contactors for Switching Motors

## Accessories and Spare Parts for SIRIUS 3RT Contactors and SIRIUS 3RH2 Contactor Relays Accessories

### Auxiliary switch blocks, instantaneous

PU (UNIT, SET, M) = 1  
 PS\* = 1 unit  
 PG = 41B



3RH2911-1DA02



3RH2911-2DA02

For contactors <sup>1)</sup>	Auxiliary contacts Version	SD	Screw terminals		SD	Spring-type terminals	
			Article No.	Price per PU		Article No.	Price per PU
Type	NO NC	d	d	d	d	d	d

#### Laterally mountable auxiliary switch blocks, mounting on the right and/or on the left, 2-pole

##### Size S00

			Left	Right				
3RT2.1	--	2			2	<b>3RH2911-1DA02</b>	2	<b>3RH2911-2DA02</b>
	1	1			2	<b>3RH2911-1DA11</b>	2	<b>3RH2911-2DA11</b>
	2	--			2	<b>3RH2911-1DA20</b>	2	<b>3RH2911-2DA20</b>

##### Sizes S0 to S3

			Left	Right				
3RT2.1 3RT2.2 <sup>2)</sup> 3RT2.3 <sup>3)</sup> 3RT2.4 <sup>3)</sup>	--	2			2	<b>3RH2921-1DA02</b>	2	<b>3RH2921-2DA02</b>
	1	1			2	<b>3RH2921-1DA11</b>	2	<b>3RH2921-2DA11</b>
	2	--			2	<b>3RH2921-1DA20</b>	2	<b>3RH2921-2DA20</b>

<sup>1)</sup> For detailed information on use, see pages 3/92 and 3/93.

<sup>2)</sup> With 3RT232. and 3RT252. contactors, mountable only on the right.







<sup>3)</sup> 3RH2921-1DA.. lateral auxiliary switch blocks can only be mounted on 3RT26 capacitor contactors of sizes S2 and S3.

# Load Feeders and Motor Starters for Use in the Control Cabinet

## SIRIUS 3RA2 Load Feeders

## Accessories

## Accessories for contactors

For contactors	Version	SD	Article No.	Price per PU	PU (UNIT, SET, M)	PS*	PG
Size		d					
<b>Auxiliary switch blocks for snapping onto the front of contactors</b>							
	Cable entry from below S00 ... S3	1-pole - 1 NO - 1 NC					
3RH2911-1BA..			▶ <b>3RH2911-1BA10</b> ▶ <b>3RH2911-1BA01</b>		1 1	1 unit 1 unit	41B 41B
	S00 ... S3	2-pole - 1 NO + 1 NC - 2 NO					
3RH2911-1MA..			▶ <b>3RH2911-1MA11</b> ▶ <b>3RH2911-1MA20</b>		1 1	1 unit 1 unit	41B 41B
<b>Auxiliary switch blocks for contactors, for lateral mounting</b>							
	S00	2 NC	2				
	S00	1 NO + 1 NC	2				
	S00	2 NO	2				
	S0/S3	2 NC	2				
	S0/S3	1 NO + 1 NC	2				
	S0/S3	2 NO	2				
3RH2911-1DA..							
	S00	2 NC	2				
	S00	1 NO + 1 NC	2				
	S00	2 NO	2				
	S0/S3	2 NC	2				
	S0/S3	1 NO + 1 NC	2				
	S0/S3	2 NO	2				
3RH2911-2DA..							
<b>Motor feeder connectors for contactors with screw terminals (can only be used for direct-on-line starters)</b>							
	<b>Adapters for contactor</b> Ambient temperature $T_{U \max.} = 60 \text{ °C}$						
3RT1926-4RD01	S00	Rated operational current $I_e$ at AC-3/400 V: 20 A	5				
	S0	Rated operational current $I_e$ at AC-3/400 V: 25 A	5				
	<b>Motor feeder connectors for contactors</b>						
3RT1900-4RE01	S00, S0	--	5				

For the complete range of accessories for the 3RT contactors, see [page 3/76 onwards](#).