



DIGITAL MONITORING RELAY FOR THREE-PH. VOLT. W. N COND. AUT. CORRECTION OF PHASE SEQUENCE PHASE FAILURE 3X 160 TO 690V AC 50 TO 60 HZ UNDERVOLT. AND OVERVOLT. 160-690V HYSTERESIS 1-20V OFF DELAY 0-20S 1 W FOR POWER SYSTEM FAULTS 1W FOR PHASE CORRECTION SCREW TERMINAL

Figure similar

Product function		Phase monitoring relay
Measuring circuit:		
Type of voltage for monitoring		AC
Number of poles for main current circuit		3
Measurable voltage at AC	V	160 ... 690
Adjustable voltage range	V	160 ... 690
Adjustable response delay time		
• with lower or upper limit violation	s	0.1 ... 20
Relative setting accuracy	%	0.2
Relative metering precision	%	5
Accuracy of digital display		+/-1 digit
Relative repeat accuracy	%	1
General technical data:		
Design of the display		LCD
Display version LED		No
Product function		
• undervoltage detection		Yes

• Overvoltage detection		Yes
• phase sequence recognition		Yes
• Phase failure detection		Yes
• Phase unbalance		Yes
• Overvoltage detection 3 phase		Yes
• undervoltage detection 3 phases		Yes
• Voltage window recognition 3 phase		Yes
• Auto-reset		Yes
• Adjustable open/closed-circuit current principle		No
Starting time after the control supply voltage has been applied	ms	1 000
Response time maximum	ms	450
Type of voltage of the control supply voltage		AC
Control supply voltage		
• at AC		
— at 50 Hz rated value	V	160 ... 690
— at 60 Hz rated value	V	160 ... 690
Operating range factor control supply voltage rated value		
• at AC		
— at 50 Hz		1 ... 1
— at 60 Hz		1 ... 1
Surge voltage resistance rated value	kV	6
Consumed active power	W	2
Protection class IP		IP20
Electromagnetic compatibility		IEC 60947-1 / IEC 61000-6-2 / IEC 61000-6-4
Vibration resistance acc. to IEC 60068-2-6		1 ... 6 Hz: 15 mm, 6 ... 500 Hz: 2g
Shock resistance acc. to IEC 60068-2-27		sinusoidal half-wave 15g / 11 ms
Installation altitude at height above sea level maximum	m	2 000
Conducted interference due to burst acc. to IEC 61000-4-4		2 kV
Conducted interference due to conductor-earth surge acc. to IEC 61000-4-5		2 kV
Conducted interference due to conductor-conductor surge acc. to IEC 61000-4-5		1 kV
Electrostatic discharge acc. to IEC 61000-4-2		6 kV contact discharge / 8 kV air discharge
Field-bound parasitic coupling acc. to IEC 61000-4-3		10 V/m
Insulation voltage for overvoltage category III according to IEC 60664 with degree of pollution 3 rated value	V	690
Degree of pollution		3
Ambient temperature		
• during operation	°C	-25 ... +60






• during storage	°C	-40 ... +85
• during transport	°C	-40 ... +85
Galvanic isolation		
• between entrance and outlet		Yes
• between the outputs		Yes
• between the voltage supply and other circuits		Yes


Mechanical data:		
Width	mm	22.5
Height	mm	102
Depth	mm	91
Mounting position		any
Required spacing for grounded parts		
• forwards	mm	0
• Backwards	mm	0
• at the side	mm	0
• upwards	mm	0
• downwards	mm	0
Required spacing with side-by-side mounting		
• forwards	mm	0
• Backwards	mm	0
• at the side	mm	0
• upwards	mm	0
• downwards	mm	0
Required spacing for live parts		
• forwards	mm	0
• Backwards	mm	0
• at the side	mm	0
• upwards	mm	0
• downwards	mm	0
Mounting type		snap-on mounting
Product function removable terminal for auxiliary and control circuit		Yes
Type of electrical connection		screw-type terminals
Type of connectable conductor cross-sections		
• solid		1x (0.5 ... 4 mm ²), 2x (0.5 ... 2.5 mm ²)
• finely stranded		
— with core end processing		1x (0.5 ... 2.5 mm ²), 2x (0.5 ... 1.5 mm ²)
• at AWG conductors		
— solid		2x (20 ... 14)
— stranded		2x (20 ... 14)
Tightening torque with screw-type terminals	N·m	0.8 ... 1.2

Outputs:

Number of NO contacts delayed switching		0
Number of NC contacts delayed switching		0
Number of CO contacts delayed switching		2
Ampacity of the output relay		
• at AC-15		
— at 250 V at 50/60 Hz	A	3
— at 400 V at 50/60 Hz	A	3
• at DC-13		
— at 24 V	A	1
— at 125 V	A	0.2
— at 250 V	A	0.1
Thermal current of the switching element with contacts maximum	A	5
Operating current at 17 V minimum	mA	5
Continuous current of the DIAZED fuse link of the output relay	A	4
Mechanical service life (switching cycles) typical		10 000 000
Electrical endurance (switching cycles) at AC-15 at 230 V typical		100 000
Operating frequency with 3RT2 contactor maximum	1/h	5 000

Certificates/ approvals:

General Product Approval	EMC	Declaration of Conformity	Test Certificates
 CCC	 UL	 EAC	 C-Tick
		 EG-Konf.	Type Test Certificates/Test Report

Test Certificates	Shipping Approval	other	Railway
Special Test Certificate	 LRS	Confirmation	Vibration and Shock

Further information

Information- and Downloadcenter (Catalogs, Brochures,...)

<http://www.siemens.com/industrial-controls/catalogs>

Industry Mall (Online ordering system)

<http://www.siemens.com/industrymall>

Cax online generator

<http://support.automation.siemens.com/WW/CAXorder/default.aspx?lang=en&mlfb=3UG4618-1CR20>



last modified:

06/05/2017