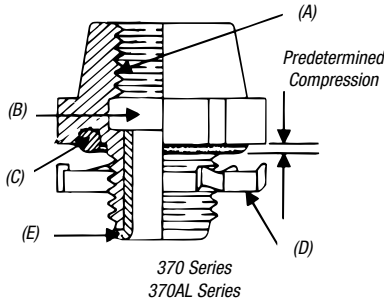


Hubs and Bulkhead Fittings

For threaded rigid metal conduit/IMC/PVC-coated rigid metal conduit.

Threaded Hubs (Bullet® Hubs)



Application

- To connect threaded metal conduit (ferrous rigid/non-ferrous rigid/PVC coated/or intermediate metal) to a threadless opening in a box or enclosure in outdoors or indoor location exposed to continuous or intermittent moisture
- To positively bond conduit to box or enclosure

Features

- Rugged steel/malleable iron/copper-free aluminum construction
- Tapered internal threads for water-tight/dust-tight union (A)
- Threads relieved to prevent bottoming of conduit, ensuring sound assembly (B)
- Recessed sealing ring at box end; sealing ring captivated (C)
- Hardened steel/malleable iron/copper-free aluminum locknuts designed to provide high-quality ground continuity; extended reach of locknut permits clamping on thin boxes and enclosures (D)
- Insulated throat, insulates conductors, prevents abrasion and thinning of conductor insulation, reduces wire pull effort (E)
- Suitable for hazardous location use per following:
 - Class I Division 2, Class II Division 1 & 2, Class III Division 1 & 2 per NEC® 501.10(B), 502.40(A) and (B) and 503.16(A) and (B)
 - Class II locations & Class III locations per CEC 18-202; 18-252; 18-302; 18-352

National Electrical Code® states that, "Where practical, dissimilar metals in contact anywhere in the system shall be avoided to eliminate the possibility of galvanic action." The only exceptions, aluminum fittings and enclosures, are permitted to be used with steel conduit.

Joint Industrial Council (JIC) Electrical Standards also forbid dissimilar metals in contact for the same reason and require that the fittings for metal conduit be of malleable iron or ductile iron and have impact strength comparable to that of the conduit.

Copper-Free Aluminum

Copper free aluminum castings for fittings have a maximum of .4% copper. The most detrimental effect of higher percentage of copper on aluminum base alloy is its decrease in corrosion resistance.

Standard Material

	370-401 Series	370AL
Body:	½" thru 1" Steel 1¼" thru 6" Malleable Iron	All Copper-Free Aluminum
Locknut:	½" thru 2" Steel (hardened) 2½" thru 6" Malleable Iron Aluminum	½" thru 2" Steel (hardened) 2½" thru 4" Copper-Free
Screws:	Steel (hardened)	
O-Ring:	Buna N	
Insulator:	Nylon	
Coating:	PVC	

Standard Finish

	370-401 Series	370AL
Hub:	Electro Zinc Plated Chromate Coated	As Cast
Locknuts:	All Ferrous Locknuts Electro Zinc Plated and Chromate Coated	
Screws:	All Electro Zinc Plated and Chromate Coated	

Range

- 370 Series: ½" thru 6" Conduit
 370AL & 401 Series:
 ½" thru 4" Conduit
 All hub threads — straight pipe
 All female threads — taper pipe (NPT)

Listing/Compliances

- UL (UL File No: E-23018)
- CSA (LR-637, LR-23086)
- UL 514B
- CSA C22.2 No. 18
- NFPA 70
- NEMA FB-1
- JIC EGP1; JIC EMP 1
- Federal Specification A-A-50553
- Federal Standard H-28 (Threads)

NEC and National Electrical Code are registered trademarks of the National Fire Protection Association, Inc.

Hubs and Bulkhead Fittings

T&B® Hub



Never before has a single hub fit like this one. Designed for unequalled performance. The innovative engineering of the T&B® Hub will, quite simply, raise your performance expectations for threaded hubs. Look for the distinctive blue color to ensure the quality of a Thomas & Betts fitting.

- 1 Sealing Ring and Groove with innovative profile outperforms standard O-ring design. Sealing ring is captivated in place before installation and resists buckling or slipping during installation. The seal groove is designed for optimum compression of the sealing ring. The sealing ring is designed to provide a complete 360° seal, even when the conduit is not perpendicular with the enclosure. (See Figure 1)
- 2 Locknut Design with peripheral slots and a hexagonal/angled spline spaced every 30° enables easy application of torque with wrench or hammer and screwdriver. (See Figures 2 & 3)
- 3 Sharper and Deeper Teeth on locknut and body designed for a more penetrating bite for improved bonding to the enclosure.
- 4 Hexagonal/Splined Body Design for fast, easy installation with wrench or hammer and screwdriver.
- 5 Precision Machined Tapered Threads designed to create watertight union.
- 6 Insulated Throat molded from 105° C rated thermoplastic with a flammability rating of 94 V-0.

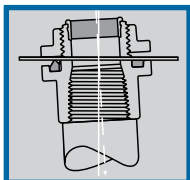


Fig. 1

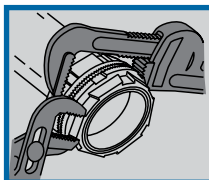


Fig. 2

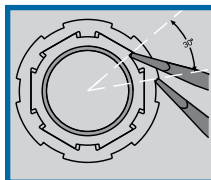


Fig. 3



CAT. NO.	A		B		C		D		E	
	TRADE SIZE	DIA.					MAX. PANEL THICKNESS		THROAT DIA.	
H050-TB	1/2	1 1/16	1 1/16	7/8	3/16	19/32				
H075-TB	3/4	1 1/16	1 19/32	29/32	3/16	25/32				
H100-TB	1	2	1 13/16	1 1/16	1/4	1				
H125-TB	1 1/4	2 3/8	1 7/8	1 1/16	1/4	1 1/16				
H150-TB	1 1/2	2 3/4	1 7/8	1 1/16	1/4	1 1/16				
H200-TB	2	3 1/4	1 15/16	1 1/32	1/4	1 31/32				
H250-TB	2 1/2	3 3/4	2 1/16	1 1/16	1/4	2 1/32				
H300-TB	3	4 3/8	2 1/16	1 19/32	1/4	2 31/32				
H350-TB	3 1/2	5	2 23/32	1 1/8	1/4	3 13/32				
H400-TB	4	5 1/2	2 23/32	1 1/8	1/4	3 7/8				
H500-TB	5	6 1/8	3 1/2	1 15/16	1/4	4 19/16				
H600-TB	6	7 1/16	3 3/32	2	3/16	6				

Material – Hub and Locknut: Zinc or copper-free aluminum

Insulating Throat: Thermoplastic temp. rating – 105° C
Flammability Rating – 94V-0

Sealing Ring: Nitrile (BUNA "N")

For Aluminum Hubs, add suffix A (i.e., H050A). For Chrome-Plated Hubs, add suffix CP (i.e., H050CP). For 316 Stainless Steel Hubs, add suffix GRSSST (i.e., H050GRSSST). (1/2" through 2" only.) Meets NEMA sealing requirements for NEMA 3R, 4 & 13 enclosures. CP and SST hubs are also rated NEMA 4X and 12.

UL Listed per NEC® 501.10(B). CSA Certified for hazardous locations Class II Groups E, F, G, Class III

UL File No. E-23018

CSA File No. 4484

Chrome-Plated Hubs (suffix-"CP"s) are rated NEMA 4X.

