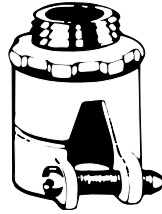


Armored Cable/Flexible Metallic Conduit Fittings

Straight Squeeze-Type Connectors — Malleable Iron

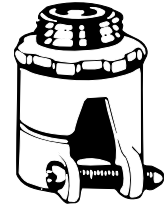


CAT. NO.	CONDUIT SIZE (IN.)	UNIT QTY.	STD. CTN.
XC-400	3/8 (1/2 KO)	50	100
XC-401	1/2	25	100
XC-402	3/4	25	100
XC-403	1	25	100
XC-404	1 1/4	5	10
XC-405	1 1/2	10	10
XC-406	2	10	10
XC-407	2 1/2	5	5
XC-408	3	5	5

UL File No. E-1383 1/2"-3/4".

UL File No. E-23018 1"-3".

Straight Squeeze-Type Connectors — Insulated Malleable Iron



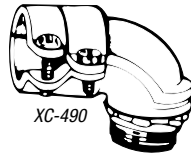
CAT. NO.	CONDUIT SIZE (IN.)	UNIT QTY.	STD. CTN.
XC-901	1/2	25	100
XC-902	3/4	25	100
XC-903	1	25	100
XC-904	1 1/4	5	10
XC-905	1 1/2	10	10
XC-906	2	10	10
XC-907	2 1/2	5	5
XC-908	3	5	5

UL File No. E-1383 1/2"-3/4".

UL File No. E-23018 1"-3".

Clamp Straight Set, 90° and Duplex Connectors

90° Angle Squeeze-Type Connectors — Steel or Malleable Iron/Zinc Plated



XC-490



CAT. NO.	CONDUIT SIZE (IN.)	UNIT QTY.	STD. CTN.
XC-490	3/8 (1/2 KO)	50	100
XC-491	1/2	25	100
XC-492	3/4	25	50
XC-493	1	25	25
XC-494	1 1/4	10	10
XC-495	1 1/2	10	10
XC-496	2	5	5
XC-497	2 1/2	1	1
XC-498	3	1	1


UL File No. E-1383 3/8" & 3/4".

UL File No. E-23018 1"-3".

3/8"-3/4" — Steel.

Note: For die-cast armored cable/flexible metallic conduit fittings and combination fittings, see Steel City® Die-Cast Conduit Fittings, pages E-550-E-552.

Straight Squeeze-Type Connectors — Die-Cast Zinc



CAT. NO.	FIG.	SIZE (IN.)	DIMENSIONS (IN.)			STD. CTN.
			A (MIN.)	A (MAX.)	B	
XC-269	1	3/8 (1/2 KO)	.45	.60	.96	500
XC-270	1	1/2	.74	.92	1.43	250
XC-272	1	3/4	.88	1.10	1.59	250
XC-273	2	1	1.10	1.35	1.60	100
XC-274	2	1 1/4	1.48	1.65	1.91	100
XC-275	2	1 1/2	1.68	2.00	2.12	50
XC-276	3	2	2.12	2.47	2.54	40
XC-277	3	2 1/2	2.71	3.08	2.88	10
XC-278	3	3	3.15	3.60	3.88	5
XC-278A	3	3 1/2	3.20	4.03	5.04	1
XC-2710	3	4	3.15	4.25	5.04	—

UL File No. E-1383 3/8" & 3/4".

UL File No. E-23018 1"-3".

3/8"-3/4" — Steel.