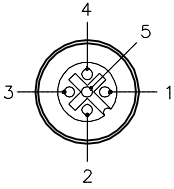
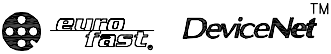


FEMALE END VIEW

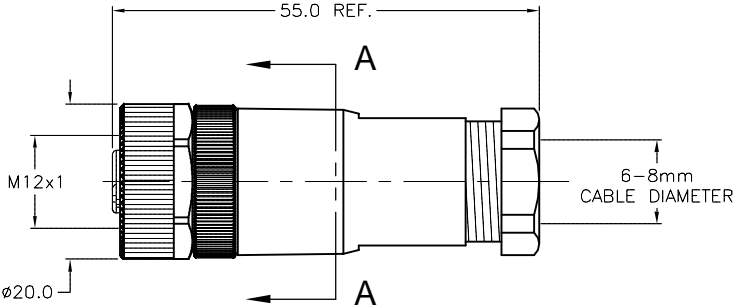
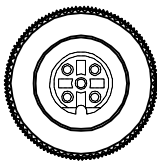


- 1 = BARE (SHIELD)  
2 = RED (+ VOLTAGE)  
3 = BLACK (- VOLTAGE)  
4 = WHITE (CAN\_H)  
5 = BLUE (CAN\_L)




SPECIFICATIONS

HOUSING MATERIAL/PLATING	NYLON/BLACK
CONTACT MATERIAL/PLATING	BRASS/GOLD
COUPLING NUT MATERIAL/PLATING	BRASS/NICKEL
RATED CURRENT [A]	4.0 A
RATED VOLTAGE [V]	30 VAC/36 VDC
MAXIMUM WIRE SIZE	18 AWG
CABLE GRIP RANGE	6-8mm
TEMPERATURE RATING	-40°C to +85°C (-40°F to +185°F)
PROTECTION CLASS	IP67



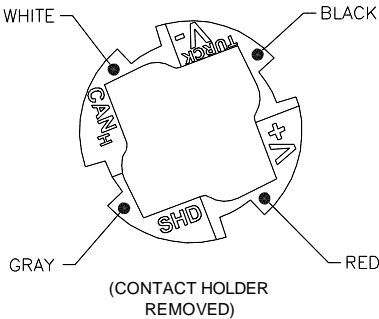
DETAIL "A"

WIRE SIDE VIEW  
OF CONTACT HOLDER  
TO SHOW LABEL DETAILS



BLUE  
(SCALE 2:1)

LABEL DETAIL



SOURCE DRAWING - FOR REFERENCE ONLY

RELATED DOCUMENTS		3RD ANGLE PROJECTION		THIS DRAWING IS CONFIDENTIAL AND THE PROPERTY OF TURCK INC. USE OF THIS DOCUMENT WITHOUT WRITTEN PERMISSION IS PROHIBITED.		3000 CAMPUS DRIVE MINNEAPOLIS, MN 55441 1-800-544-7769 (763) 553-7300 (763) 553-0708 fax turck.com	
1. 2. 3. 4.				DRFT RDS		DATE 07/19/07	
MATERIAL		SEE SPECIFICATIONS		DSGN		SCALE 1=1.0	
FINISH		SEE SPECIFICATIONS		UNIT OF MEASUREMENT		DESCRIPTION	
		CONTACT TURCK FOR MORE INFORMATION		MILLIMETERS		B 8151-0/PG9/DNET	
				DO NOT SCALE THIS DRAWING		IDENTIFICATION NO.	
						U3-01278	
						REV	
						A	
						FILE: U3-01278	
						SHEET 1 OF 1	

A	DRAWING RELEASE	MS	10/17/07	
REV	DESCRIPTION	BY	DATE	ECO NO.