

THERMOELECTRIC COOLERS INDOOR/OUTDOOR



Unshrouded
60, 100 and 200 Watts



Shrouded
60, 100 and 200 Watts

INDUSTRY STANDARDS

UR, cUR Recognized; Type 12, 3R, 4, 4X; File No. SA6453

CE
IP 65

APPLICATION

Thermoelectric Coolers minimize downtime and component loss by removing heat around critical components within an enclosure. These compact, low-profile coolers using the Peltier effect allow for cooling of small indoor and outdoor enclosures. No condensers, compressors or filters are required making it a reliable solution for demanding low-maintenance environments.

FEATURES

- DC Powered operation for 24V and 48V applications
- Low profile design allows for mounting vertically and horizontally on any enclosure to avoid interference with internal components
- Filterless design reduces maintenance requirements
- Contains no refrigerant, making it earth friendly
- Prewired with simple terminal block for easy wiring connections
- Operates on the Peltier effect for cooling or heating
- Compressor-free air conditioning for demanding indoor and outdoor applications
- Shrouded and unshrouded models included in standard packages
- Operating temperature range -40 C (-40 F) to 55 C (131 F)
- Partial recess mount

SPECIFICATIONS

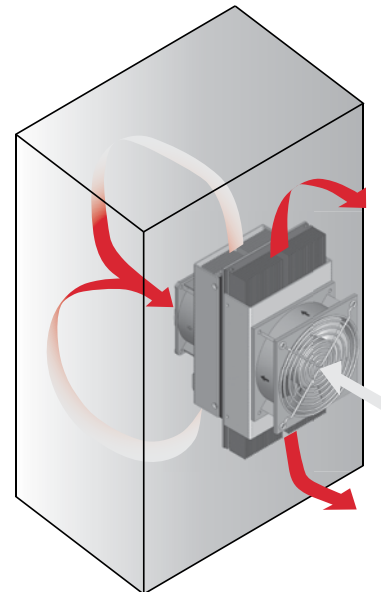
- Models
 - 60 Watt, 24 Volt
 - 100 Watt, 24/48 Volt
 - 200 Watt, 24/48 Volt

FINISH

- Shrouded finish includes both powder coat paint RAL 7035 light gray standard and stainless steel 304

ACCESSORIES

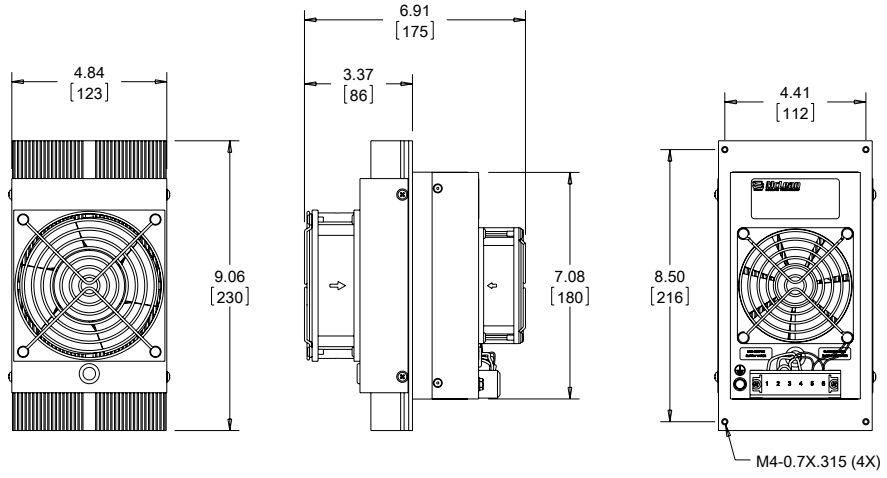
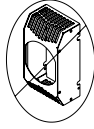
Thermoelectric Temperature Controller
Thermoelectric Condensate Manager



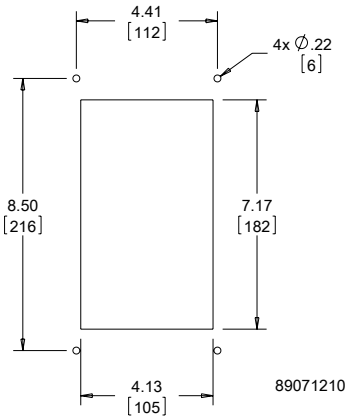
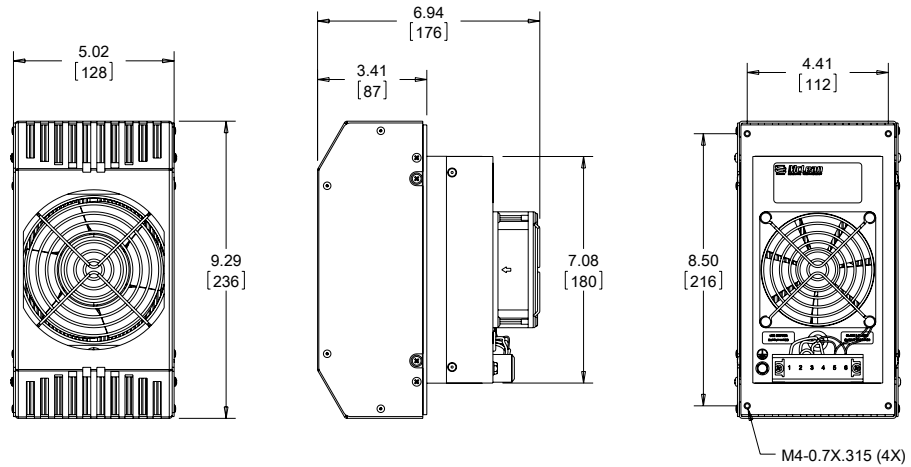
Performance Data **TE09 60W 204 BTU/Hr. (24 V)**

CATALOG NUMBERS			
Description	24V w/o shroud	24V w/ painted shroud	24V w/ SS shroud
Catalog Number	TE090624020	TE090624010	TE090624011
COOLING PERFORMANCE			
BTU/Hr.	178	178	178
Watts	52	52	52
Operating Temperature Range:			
Maximum (°C / °F)	55 / 131	55 / 131	55 / 131
Minimum (°C / °F)	-40 / -40	-40 / -40	-40 / -40
Air Flow at 0 Static Pressure:			
Internal loop (CFM / M ³ /Hr.)	24 / 41	24 / 41	24 / 41
External loop (CFM / M ³ /Hr.)	80 / 136	80 / 136	80 / 136
Nominal Heating Watts	64	64	64
ELECTRICAL DATA			
Input DC Voltage			
Nominal (VDC)	24	24	24
Minimum (VDC)	18	18	18
Maximum (VDC)	27.6	27.6	27.6
Power Consumption 95 F / 95 F (35 C / 35 C) (W)	89	89	89
Rated Current (Amps) at 131 F/131 F (55 C/55 C)	4.4	4.4	4.4
Agency Approvals	UR, cUR Recognized CE	UR, cUR Recognized CE	UR, cUR Recognized CE
Power Input Description	Terminal Block	Terminal Block	Terminal Block
ENCLOSURE PROTECTION			
UL Type / IP Rating	Type 12,3R,4,4X / IP 65	Type 12,3R,4 / IP 65	Type 12,3R,4,4X / IP 65
SOUND LEVEL			
At 1.5 Meters	65 dBA	65 dBA	65 dBA
UNIT CONSTRUCTION			
Heat Sink Material	Anodized Aluminum	Anodized Aluminum	Anodized Aluminum
Shroud Material	N/A	Galvanized Steel	Stainless Steel
Shroud Finish	N/A	RAL 7035 light-gray, semi-textured powder-coat paint standard	No. 4 Brushed Finish
UNIT DIMENSIONS			
Height (in. / mm)	9.06/230	9.29/236	9.29/236
Width (in. / mm)	4.84/123	5.02/128	5.02/128
Depth (in. / mm)	6.91/176	6.94/176	6.94/176
Weight (lb. / kg)	6.00/2.70	7.80/3.60	7.80/3.60

60 W 24 V



60 W 24 V



Cutout Dimensions

Visit nVent.com/HOFFMAN to download 2D and 3D CAD drawings into the overall design of your electrical system.

Cooling Capacity versus Temperature D at 35 C (95 F) Ambientifference

